

Play Equipment on Verges Guideline

The City has developed guidelines to assist residents in placing play equipment on verges and attaching swings to street trees. These guidelines have been created in relation to the *Activities in Thoroughfares and Public Places and Trading Local Law 2020*.

Do I need a permit?

If a resident of the City of Bayswater complies with the conditions of this guideline, then they do not need to apply for a permit. If a resident of the City of Bayswater would like to place play equipment on the verge that does not comply with this guideline, then a permit will be required.

Verge guideline

Which verge can I place play equipment on?

Residents of the City of Bayswater are only permitted to place play equipment on the verge immediately adjacent to their property. Play equipment cannot be placed on the verge adjacent to a neighbour without their permission, or on the verge adjacent to other land such as vacant land or parks.

Can I place the equipment anywhere on the verge in front of my property?

The *Thoroughfares and Public Places and Trading Local Law 2020* has a number of other conditions about verges that residents need to consider when placing play equipment on a verge.

- Play equipment cannot be placed on the verge in a way that causes a nuisance to other users of the verge
- Play equipment cannot be placed on any part of the footpath, or obstruct any part of the footpath (refer to diagram 3)
- If your verge does not have a footpath, play equipment cannot be placed within 2m of the road, to allow for safety of pedestrians (refer to diagram 2)
- Play equipment cannot be placed within 6m of an intersection (refer to diagram 1)
- Play equipment should not be placed in a way that it obscures drivers vision of:
 - Pedestrians and vehicles exiting driveways
 - Signage
 - Intersections and pedestrian crossings

What play equipment can I place on the verge?

Permitted play equipment

- Play equipment intended for children
- Play equipment that is easily removable
- Small swings that do not damage the street tree
- Rope ladders that do not damage the street tree

- Small slides and other equipment that is safe to use in that environment

Play equipment not permitted

- Tree houses
- Cubby houses
- Any equipment that requires nails, bolts or any other fixings to be attached to the street tree
- Trampolines and other equipment that may pose a danger to children playing close to the road

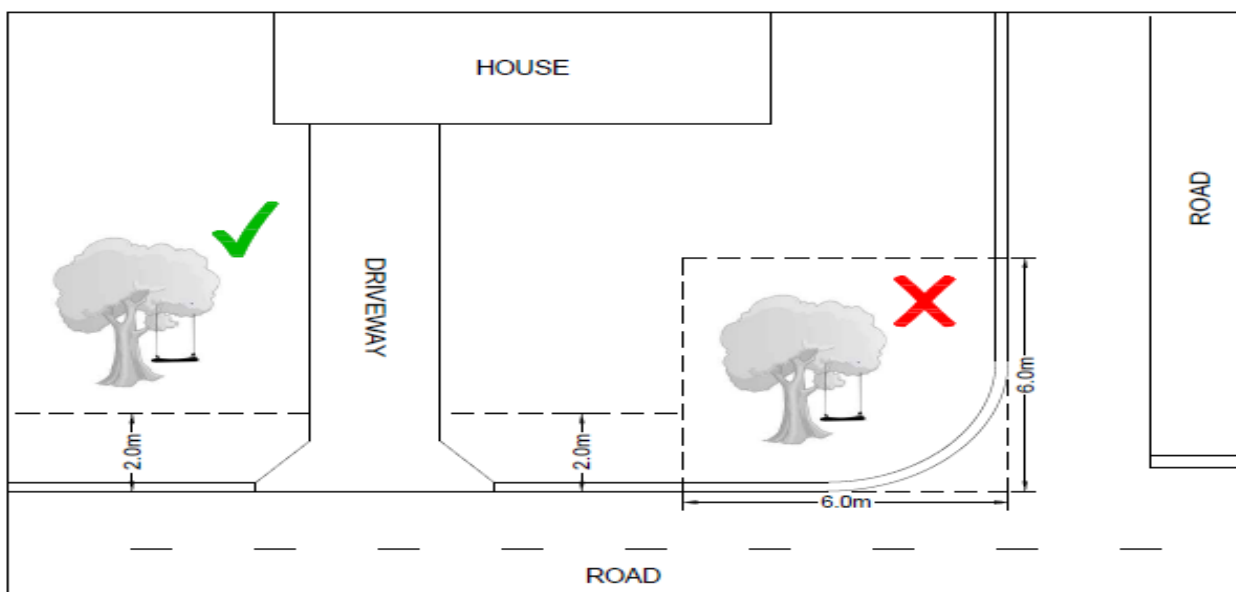
Property Owner Responsibilities

- To ensure that children are supervised at all times by a responsible adult while playing or walking on the verge
- Ensure any play equipment is set up and installed in line with manufacturers specifications and is maintained
- The owner of the play equipment should be ready to remove the equipment at any time at the request of the City of Bayswater for maintenance works or any other reason
- If a City of Bayswater staff member determines that the play equipment does not comply with this guideline then the equipment must be removed immediately

Liability

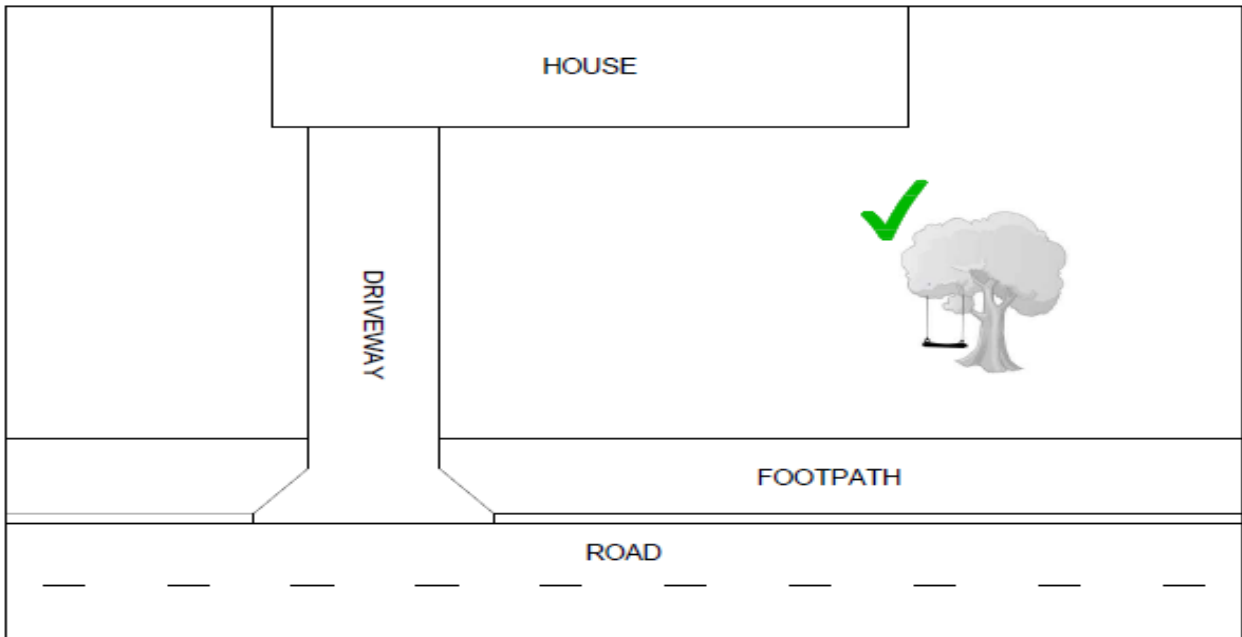
- The City accepts no liability for the security of any play equipment placed on any verge within the City. If the equipment is stolen or otherwise damaged the City of Bayswater will not accept responsibility and will not provide compensation.
- The City of Bayswater accepts no liability for any injury or illness sustained by the use of or obstruction caused by equipment placed on the verge.

Diagram 1



Play equipment cannot be placed within 6 meters of an intersection.

Diagram 2



Play equipment cannot be placed within 2 meters of the road where no footpath is present.

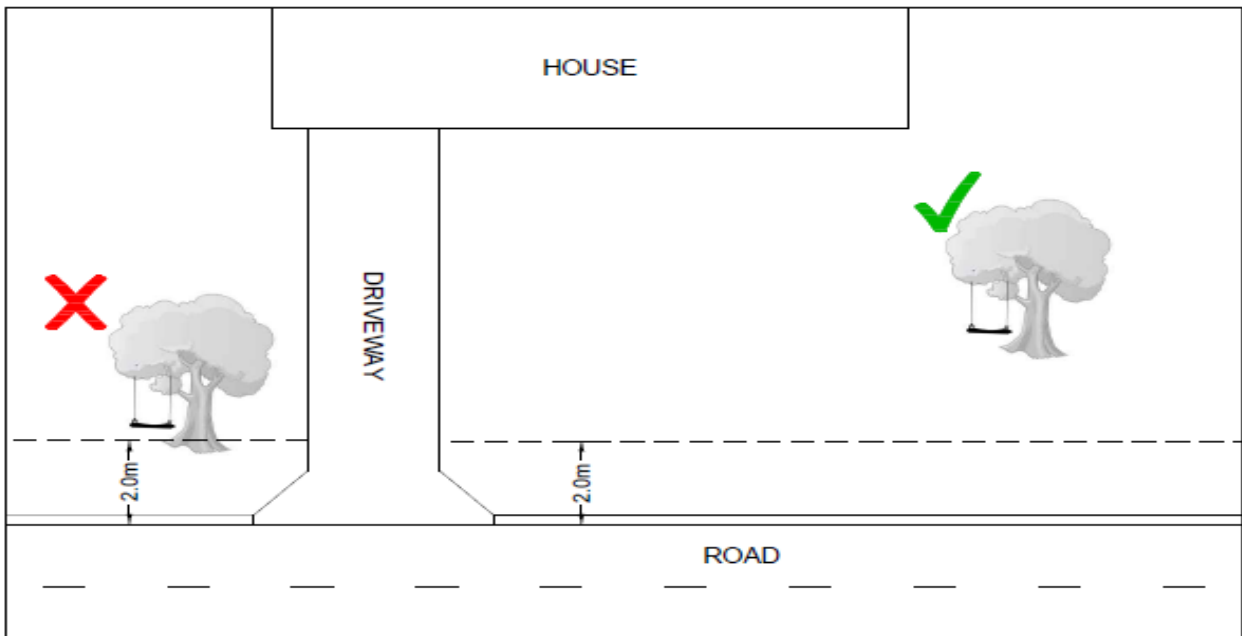


Diagram 3