

Supplementary Items

Ordinary Council Meeting

Tuesday 10 December 2024

Contents

Financial Report for the Period Ended 30 November 2024.....	2
Investment Report for the Period Ended 30 November 2024	30
List of Payments for the Month of November 2024	35
Tender 22 - 2024 Maylands Lakes Water Treatment Facility.....	52
Urgent Business Item 13.1 - Australia Day Awards - Citizen of the Year Award Re-selection of Nominee	60
Urgent Business Item 13.2 - Eastern Metropolitan Regional Council ...	63

Financial Report For The Period Ended 30 November 2024

Responsible Branch:	Financial Services
Responsible Directorate:	Corporate Services
Authority/Discretion:	Legislative
Voting Requirement:	Simple Majority Required ABSOLUTE MAJORITY REQUIRED for limbs 2 and 3
Attachments:	<ol style="list-style-type: none"> 1. Monthly Financial Statement Snapshot [0.3.1.1 - 1 page] 2. Executive Summary and Statement of Financial Activity Significant Variances [0.3.1.2 - 5 pages] 3. Statement of Financial Activity [0.3.1.3 - 1 page] 4. Statement of Financial Position [0.3.1.4 - 1 page] 5. Net Current Assets [0.3.1.5 - 1 page] 6. Cash Backed Reserves Report [0.3.1.6 - 1 page] 7. Capital Acquisitions & Non-Operating Grants Report [0.3.1.7 - 14 pages]

SUMMARY

This report details the financial reports for the period ended 30 November 2024 including, Monthly Financial Statements with supporting information (**Attachments 1 to 5**), Cash Backed Reserve Report (**Attachment 6**) and Capital Acquisitions & Non-Operating Grants Report (**Attachment 7**).

OFFICER'S RECOMMENDATION

That Council:

1. **Receives the financial reports for the period ended 30 November 2024, comprising:**
 - (a) **Monthly Financial Statements with supporting information (Attachments 1 to 5);**
 - (b) **Cash Backed Reserve Report (Attachment 6);**
 - (c) **Capital Acquisitions & Non-Operating Grants Report (Attachment 7);**
2. **Updates the 2024/25 budget as part of the mid-year budget review as per Table 1 detailed in this report;**
3. **Updates the 2024/25 budget as part of the mid-year budget review as per Table 2 detailed in this report;**

ABSOLUTE MAJORITY REQUIRED

ABSOLUTE MAJORITY REQUIRED

BACKGROUND

The *Local Government Act 1995* in conjunction with regulation 34(1) of the *Local Government (Financial Management) Regulations 1996* requires a monthly Statement of Financial Activity to be presented to Council. This Statement is to include:

- (a) Annual budget estimates, taking into account any expenditure incurred for an additional purpose under section 6.8(1)(b) or (c) of the *Local Government Act 1995*;
- (b) Budget estimates to the end of the month to which the statement relates;
- (c) Actual amounts of expenditure, revenue and income to the end of the month to which these statements relate;
- (d) The material variances between the comparable amounts referred to in paragraphs (b) and (c); and

(e) The net current assets at the end of the month to which the statement relates.

Regulation 35(1) of the *Local Government (Financial Management) Regulations 1996* requires a monthly Statement of Financial Position showing the financial position of the local government as at the last day of the previous month, and:

- (a) The financial position of the local government as at the last day of the previous financial year; or
- (b) if the previous month is June, the financial position of the local government as at the last day of the financial year before the previous financial year.

At its meeting on 25 June 2024, Council adopted the Annual Budget for the 2024/25 financial year. The figures in this report are compared to the adopted budget and subsequent amendments as approved by Council throughout the financial year.

Regulation 34(5) determines the mechanism required to ascertain the definition of material variances which are required to be reported to Council as part of the monthly report. It also requires Council to adopt a 'percentage or value' for what it will consider to be material variances on an annual basis. The material variance adopted by the Council for the 2024/25 Budget is \$50,000 or 10% of the appropriate base, whichever is the higher.

EXTERNAL CONSULTATION

In accordance with section 6.2 of the *Local Government Act 1995*, the adopted budget was prepared having regard to the Community Strategic Plan, prepared under section 5.56 of the *Local Government Act 1995*, which was made available for public comment.

OFFICER'S COMMENTS

The financial statements for the reporting period are submitted in the form of:

- Monthly Financial Statements with supporting information (**Attachments 1 to 5**);
- Cash Backed Reserve Report (**Attachment 6**); and
- Capital Acquisitions & Non-Operating Grants Report (**Attachment 7**);

The Monthly Financial Statement Snapshot (**Attachment 1**) summarises total capital and operating expenditure. Details of the material variances are outlined in the Executive Summary and Statement of Financial Activity Significant Variances Report (**Attachment 2**).

The Statement of Financial Activity (**Attachment 3**) reports the financial performance of the City after adjusting for non-cash items (depreciation, provisions, etc.) by Nature and Type.

The Statement of Financial Position (**Attachment 4**) reports the financial position of the City as at the last day of the previous month.

The City's net current assets are outlined in (**Attachment 5**) with details of any adjustments.

All of the reserve accounts are cash-backed and supported by funds held in financial institutions as set out in the City's Investment Policy (**Attachment 6**).

The projects summarised in the Capital Acquisitions & Non-Operating Grants Report (**Attachment 7**) detail the capital (actual and committed) expenditure for the period ended 30 November 2024.

Table 1: Urban Rivers & Catchments Program – Bardon Park

Cost Centre–Project	Type	Project Type	Project Description	Current Budget \$	Adjust. \$	Revised Budget \$
2600-65014-6395	Increase Expenditure	Operating	Contract Garden Maintenance	0	20,000.00	20,000.00
2600-65014-4123	Increase Revenue	Operating	Grant – Operating – Other	0	(20,000.00)	(20,000.00)
			Total:	0	0	0

The Urban Rivers and Catchment program is a Federal program aimed at restoring the health of our urban waterways for native plants, animals, and local communities. In the first round of the program the City was awarded several grant funded projects, with one occurring at Bardon Park in Maylands.

The City of Bayswater will convert turfed parkland into natural bushland by revegetating a section of Bardon Park, increasing the rehabilitated area by approximately 1000m², and linking it to existing bushland nearby. Currently, this area has low diversity of native species, consisting of mainly open grassed areas with a few Eucalyptus and Callistemon tree species, and under the Keighery vegetation condition scale (1994) it has been assessed as “degraded”.

The key outcome from this agreement will be increased biodiversity at Bardon Park and create an increase in Swan Coastal Vegetation complex within the City of Bayswater. This will provide habitat for native species including the Snake-Necked Turtle (*Chelodina colliei*) and frog species and provide foraging habitat for Carnaby’s Black Cockatoo (*Zanda latirostris*) and Forest Red-tailed Black Cockatoo (*Calyptorhynchus banksii naso*).

Table 2: Urban Greening Grant Program – Round 3

Cost Centre–Project	Type	Project Type	Project Description	Current Budget \$	Adjust. \$	Revised Budget \$
2600-11233-6395	Increase Expenditure	Operating	Contract Garden Maintenance	0	50,620.00	50,620.00
2600-11233-4123	Increase Revenue	Operating	Grant – Operating – Other	0	(50,620.00)	(50,620.00)
			Total:	0	0	0

Funded by the Department of Water and Environmental Regulation (DWER) and delivered collaboratively with WALGA, the Urban Greening program aims to expand tree canopy and vegetative cover in high urban heat areas to help address the impacts of climate change, provide for biodiversity and improve the liveability of neighbourhoods.

This grant project is for creating a Crimea Street Naturescape, which will green a 0.28 hectare area of streetscape. The outcomes will include expanding an ecological link from Lightning

Swamp and mitigating the heat island affect in an area that receives foot, bike and car traffic, providing shade for vulnerable people using public transport and walking along the street.

LEGISLATIVE COMPLIANCE

Section 6.4 of the *Local Government Act 1995* requires a local government to prepare an annual financial report for the preceding year and such other financial reports as are prescribed. Regulation 34(1) of the *Local Government (Financial Management) Regulations 1996* as amended requires the local government to prepare each month a statement of financial activity reporting on the source and application of funds as set out in the annual budget.

Regulation 35(1) of the *Local Government (Financial Management) Regulations 1996* requires the local government to prepare each month a Statement of Financial Position showing the financial position of the local government.

RISK MANAGEMENT CONSIDERATION

The table below shows the level of risk for each impact category, if the officer’s recommendation is not adopted by the Council.

Impact Category	Appetite	Risk Rating
Workplace, Health and Safety	Low	Low
Financial	Medium	Low
Reputation and Stakeholders	Medium	Low
Service Delivery	Medium	Low
Environment	Low	Low
Governance and Compliance	Low	Medium
Strategic Risk	SR07 - Unethical or inadequate governance and/or decision-making.	

FINANCIAL IMPLICATIONS

All amounts quoted in this report are exclusive of GST.

STRATEGIC IMPLICATIONS

In accordance with the City of Bayswater’s Strategic Community Plan 2021-2031, the following applies:

- Theme: Leadership and Governance
- Goal L4: Communicate in a clear and transparent way.
Provide the community with useful information about Council’s policies, services and events and advise the community of engagement outcomes.

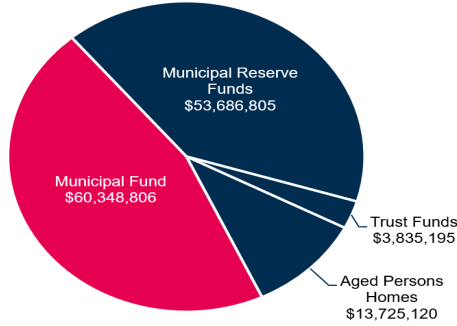
CONCLUSION

In light of the above, it is recommended that Council receives the financial reports for the period ended 30 November 2024 and adopts the budget amendments contained in Tables 1 and 2.

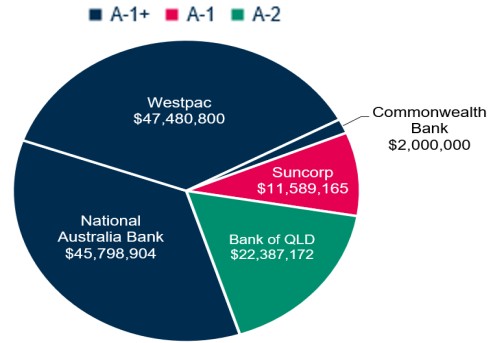
Monthly Financial Statement Snapshot

November 2024

Total Cash and Cash Equivalents
(including cash at bank, term deposits and trust funds)



Term Deposits by Bank
(refer to investment report)



	Debtor				Trade Creditors
	Sundry	Infringement	Recreation	Total	
Total Outstanding	\$557,623	\$526,134	\$576,537	\$1,660,294	\$1,971,995
Not yet due	0%	0%	45%	10%	0%
Current	85%	7%	32%	44%	63%
Over 30 days	6%	2%	9%	5%	36%
Over 60 days	9%	91%	14%	41%	1%

Rates & Charges	
Collected	74.97%
Total Outstanding	\$19,382,577
Deferred Rates	\$784,229

Payment Options	YTD 2024/25	2023/24
Payment in Full	18,326	21,111
Installment	9,422	8,422
Rates Smoothing	2,840	2,423
Arrangement	682	698
None Selected	2,384	1,016

Capital

	Amended Budget	YTD Amended Budget	YTD Actual	YTD %
Revenue	\$12,565,108	\$2,670,037	\$282,102	11%
Expenditure	\$30,908,693	\$8,044,195	\$5,565,677	69%

Operating

	Amended Budget	YTD Amended Budget	YTD Actual	YTD %
Revenue	\$96,759,418	\$85,104,623	\$85,048,611	100%
Expenditure	\$103,690,401	\$43,503,699	\$39,873,330	92%

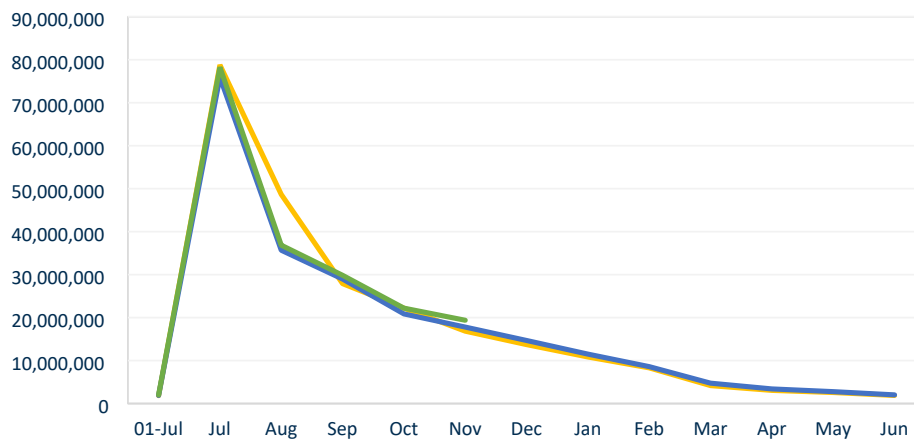
**City of Bayswater
Executive Summary
for the period 1 July 2024 to 30 November 2024**

Revenue

The annual rate notices were issued on 19 July with a due date of 23 August for full payment or 1st instalment, with the last instalment due in March 2025. To date 74.97% of the total rate revenue raised has been received, with 18,326 (55%) of properties paid in full and 12,944 (38%) properties nominating a payment option.

Rates Receivable
(excluding prepaid and deferred rates)

— 2022/23 — 2023/24 — 2024/25



(Note: includes all charges on rates notice including ESL and rubbish fees)

Debtors

Currently, there is a total of \$1.66M of outstanding debts of which \$558K relates to sundry debtors, 85% of which are not due yet; \$526K to infringement debts and \$576K to recreation debts.

Capital

Capital revenue is recognised once the expenditure has been incurred and performance obligations met. The year-to-date budget includes an allocation of \$2.7M for capital revenue which has largely not yet been received or recognised.

Capital expenditure related to payments for property, plant and equipment is \$223K ahead of the year-to-date budget. Projects such as Plant & Equipment replacement program, Morley Sport and Recreation aircon renewal and Upper Hillcrest Reserve Transportable Changeroom are currently underway and ahead of budget.

Expenditure related to construction of infrastructure projects is \$2.7M lower than the year-to-date budget mainly due to the timing of Footpath Construction, Road Constriction, Tree Management and Base Road projects.

Operating

Year-to-date operating revenue (including rates) is less than 1% lower than the year-to-date budget.

Operating expenditure is 8% lower in comparison to the year-to-date budget, largely due to timing of expenditure across several areas such as employee costs, utility charges, other expenditure and profit/loss on asset disposal.

**Statement of Financial Activity
Significant Variances
For the period 1 July 2024 to 30 November 2024**

Operating activities
Revenue from operating activities

Nature or Type	YTD Amended Budget \$	YTD Actual \$	Variance Positive/ (Negative) \$
General rates <ul style="list-style-type: none"> • The variance is due to interim adjustments being slightly better than budget 	52,168,510	52,290,523	122,013
Rates excluding general rates <ul style="list-style-type: none"> • Immaterial variance due to interim adjustments 	8,369,283	8,340,437	(28,846)
Grants, subsidies, and contributions <ul style="list-style-type: none"> • The variance is predominantly due to the advance payment of the 2024-25 grant from the Grants Commission being received in June 2024. 	2,645,513	1,641,461	(1,004,052)
Fees and charges <ul style="list-style-type: none"> • Mainly relates to the spread of the Domestic and Commercial refuse charges budget. • Revenue from Green Fees at Maylands Peninsula Golf Course (\$83K) and Embleton Golf Course (\$35K) are higher than the year-to-date budget. • Revenue from Bayswater Waves Health Club memberships (\$142K) is higher than anticipated. • Revenue from Venue/Facility Hire at Morley Sport and Recreation Centre is \$120K higher than anticipated. • Health Club membership income at the RISE is \$58K higher than year-to-date budget. 	18,980,332	19,498,760	518,428
Service charges <ul style="list-style-type: none"> • Immaterial variance due to minor interim adjustments 	0	(1,500)	(1,500)
Interest revenue <ul style="list-style-type: none"> • The variance is due to the budget spread of interest income with the actuals impacted by the number of term deposits maturing during the month. 	2,455,719	2,587,773	132,054
Other revenue <ul style="list-style-type: none"> • The variance is due to an unbudgeted reimbursement of \$209K for the reinstatement of Halliday Park from damage caused whilst storing materials for the Metronet Station project. Works related to this reimbursement will occur in the 2024/25 financial year and will be considered in the mid-year budget review or earlier. 	485,266	691,157	205,891
Total	85,104,623	85,048,611	(56,012)

Expenditure from operating activities

Nature or Type	Amended Budget YTD \$	Actual YTD \$	Variance Positive/ (Negative) \$
<p>Employee costs</p> <ul style="list-style-type: none"> Employee costs are lower than expected due to the budget spread allowing for 3 pay-runs in November, however only 2 have been processed. The variance is also compounded by outstanding Workers Compensation Insurance premium and seasonal staffing levels within Recreation Facilities. 	(19,240,253)	(17,580,237)	1,660,015
<p>Material and contracts</p> <p>The variance is due to several projects that are below year-to-date budget, such as:</p> <ul style="list-style-type: none"> Tree Planting Program (\$302K) Waste Disposal (\$251K) Security Services (\$193K) Asset Mapping Services (\$187K) Information and Communication Technology (\$156K) Powerline Clearance (137K) 	(14,732,516)	(13,734,617)	997,898
<p>Utility charges</p> <ul style="list-style-type: none"> Invoices for utilities are yet to be received. 	(1,622,546)	(1,393,251)	229,295
<p>Depreciation</p> <ul style="list-style-type: none"> The variance is due to budget timing with actuals impacted by additions and disposals. 	(5,663,926)	(5,558,941)	104,985
<p>Insurance</p> <ul style="list-style-type: none"> The variance is due to insurance premium adjustments. 	(1,218,656)	(1,126,473)	92,183
<p>Other expenditure</p> <ul style="list-style-type: none"> Relates to attendance fees, bad debt write-off and allowances with the variance impacted by the spread of the budget. 	(509,373)	(201,244)	308,129
<p>Finance costs</p> <ul style="list-style-type: none"> Immaterial variance. 	(271,595)	(278,567)	(6,972)
<p>Profit/(Loss) on asset disposal</p> <ul style="list-style-type: none"> Budget spread issue with the full annual budget amount being allocated in July however asset disposals will not occur until later into the year. 	(244,836)	0	244,836
Total	(43,503,699)	(39,873,330)	3,630,369

Discontinued operations

Description	Amended Budget YTD \$	Actual YTD \$	Variance Positive/ (Negative) \$
• Immaterial variance.	293,314	292,853	(462)

Non-cash operating activities excluded from the budget

Description	Amended Budget YTD \$	Actual YTD \$	Variance Positive/ (Negative) \$
Non-cash operating activities			
• The variation is due to the phasing of movement in non-cash items such as depreciation, loss on asset disposals and movement in non-current assets and liabilities.	5,635,524	6,329,874	694,349

Investing activities

Description	Amended Budget YTD \$	Actual YTD \$	Variance Positive/ (Negative) \$
Capital grants, subsidies and contributions			
Grant revenue is recognised as expenditure is incurred and performance obligations met. Revenue has been budgeted but not yet received/recognised for the following projects:			
• Low-Cost Urban Road projects			
• Roads to Recovery projects			
• Riverside Gardens Urban Forest			
• Tranby House Reserve Foreshore			
• Lightning Park facility upgrade			
• Morley Noranda Recreation Club facility upgrade			
	2,670,037	282,102	(2,387,935)
Proceeds from disposal of assets			
The variance is due to unbudgeted revenue from recent land disposals as per Council resolution OCM 30.04.2024. This variance has been offset by lower than anticipated proceeds from plant and fleet disposals which are expected to occur later in the financial year.			
	446,003	740,128	294,125
Payments for property, plant and equipment			
The variance mainly results from the Plant and Equipment replacement program.			
	(2,994,539)	(3,217,276)	(222,737)

Description	Amended Budget YTD \$	Actual YTD \$	Variance Positive/ (Negative) \$
<p>Payments for construction and infrastructure</p> <p>The variance is due to several projects being behind the year-to-date budget with the more notable projects including Footpath Construction (\$595K), Road Construction (\$475K), Tree Management (\$396K) and Base Road projects (\$367K).</p>	(5,049,656)	(2,348,401)	2,701,255

Financing activities

Description	Amended Budget YTD \$	Actual YTD \$	Variance Positive/ (Negative) \$
<p>Payment for principal portion of lease liability</p> <ul style="list-style-type: none"> Immaterial variance. 	0	7,779	7,779
<p>Transfer to reserves</p> <ul style="list-style-type: none"> This relates to the transfer of investment income on reserve funds. The variance is due to the budget spread of interest income with the actual impacted by term deposits maturing during the month. 	(230,078)	(1,136,938)	(906,861)

City of Bayswater
Statement of Financial Activity
for the period 1 July 2024 to 30 November 2024

	Budget	Amended Budget	YTD Amended Budget	YTD Actual	Variance	Variance
	\$	\$	\$	\$	\$	%
Operating activities						
Revenue from operating activities						
General Rates	52,331,216	52,331,216	52,168,510	52,290,523	122,013	0%
Rates excluding general rates	8,364,448	8,364,448	8,369,283	8,340,437	(28,846)	(0%)
Grants, subsidies and contributions	3,703,937	3,713,937	2,645,513	1,641,461	(1,004,052)	(38%)
Fees and charges	25,883,686	25,883,686	18,980,332	19,498,760	518,428	3%
Service charges	0	0	0	(1,500)	(1,500)	No Budget
Interest revenue	5,496,744	5,496,744	2,455,719	2,587,773	132,054	5%
Other revenue	969,386	969,386	485,266	691,157	205,891	42%
	96,749,418	96,759,418	85,104,623	85,048,611	(56,012)	(0.07%)
Expenditure from operating activities						
Employee costs	(45,733,058)	(45,733,058)	(19,240,253)	(17,580,237)	1,660,015	(9%)
Materials and contracts	(35,448,632)	(37,725,540)	(14,732,516)	(13,734,617)	997,898	(7%)
Utility charges	(4,044,956)	(4,044,956)	(1,622,546)	(1,393,251)	229,295	(14%)
Depreciation	(13,593,021)	(13,593,021)	(5,663,926)	(5,558,941)	104,985	(2%)
Insurance	(1,278,656)	(1,278,656)	(1,218,656)	(1,126,473)	92,183	(8%)
Other expenditure	(445,398)	(445,398)	(509,373)	(201,244)	308,129	(60%)
Finance costs	(624,936)	(624,936)	(271,595)	(278,567)	(6,972)	3%
Profit/(Loss) on asset disposal	(244,836)	(244,836)	(244,836)	0	244,836	(100%)
	(101,413,493)	(103,690,401)	(43,503,699)	(39,873,330)	3,630,369	(8%)
Discontinued operations	553,098	553,098	293,314	292,853	(462)	(0%)
Non-cash amounts excluded from operating activities						
	15,451,346	15,451,346	5,635,524	6,329,874	694,349	12%
Amount attributable to operating activities	11,340,369	9,073,461	47,529,762	51,798,007	4,268,245	9%
Investing activities						
Inflows from investing activities						
Non-operating grants, subsidies and contributions	10,935,544	12,565,108	2,670,037	282,102	(2,387,935)	(89%)
Proceeds from disposal of assets	446,003	446,003	446,003	740,128	294,125	66%
	11,381,547	13,011,111	3,116,040	1,022,229	(2,093,811)	(67%)
Outflows from investing activities						
Purchase of property, plant and equipment	(10,340,774)	(12,491,404)	(2,994,539)	(3,217,276)	(222,737)	7%
Purchase and construction of infrastructure	(15,148,481)	(18,402,669)	(5,049,656)	(2,348,401)	2,701,255	(53%)
Payments for intangible assets	0	(14,620)	0	0	0	No Budget
	(25,489,255)	(30,908,693)	(8,044,195)	(5,565,677)	2,478,518	(31%)
Amount attributable to investing activities	(14,107,708)	(17,897,582)	(4,928,155)	(4,543,448)	384,707	(8%)
Financing activities						
Inflows from financing activities						
Transfer from reserves	41,219,072	43,157,367	0	0	0	No Budget
	41,219,072	43,157,367	0	0	0	No Budget
Outflows from financing activities						
Repayment of borrowings	(2,451,100)	(2,451,100)	0	0	0	No Budget
Payment for principal portion of lease liability	(126,381)	(126,381)	0	7,779	7,779	No Budget
Transfer to reserves	(36,839,617)	(36,839,617)	(230,078)	(1,136,938)	(906,861)	394%
	(39,417,098)	(39,417,098)	(230,078)	(1,129,160)	(899,082)	391%
Amount attributable to financing activities	1,801,974	3,740,269	(230,078)	(1,129,160)	(899,082)	391%
Movement in surplus or (deficit)						
Surplus or (deficit) at the start of the financial year	965,365	5,083,852	5,083,852	15,640,706	10,556,854	208%
Amount attributable to operating activities	11,340,369	9,073,461	47,529,762	51,798,007	4,268,245	9%
Amount attributable to investing activities	(14,107,708)	(17,897,582)	(4,928,155)	(4,543,448)	384,707	(8%)
Amount attributable to financing activities	1,801,974	3,740,269	(230,078)	(1,129,160)	(899,082)	391%
Surplus or (deficit) after imposition of general rates	0	(0)	47,455,382	61,766,105	14,310,724	30%

City of Bayswater
Statement of Financial Position
For the period ended 30 November 2024

	Opening Balance	Closing Balance
	\$	\$
Current assets		
Cash and cash equivalents	90,628,189	127,760,731
Trade and other receivables	11,244,619	28,309,056
Inventories	2,926,416	2,934,946
Prepayments	693,102	918,217
Total Current assets	105,492,325	159,922,950
Non-current assets		
Trade and other receivables (NCA)	1,981,239	960,406
Other financial assets at amortised cost	2,594,508	2,594,508
Property, plant and equipment	562,950,355	563,006,430
Infrastructure	229,127,609	228,412,355
Intangible assets	9,684	3,525
Investment Property	10,140,000	10,140,000
Right of use assets	347,967	384,453
Controlled & associated entities & joint venture interests	38,949,839	38,949,839
Total Non-current assets	846,101,202	844,451,515
Total Assets	951,593,527	1,004,374,465
Current liabilities		
Trade and other payables	11,310,625	16,992,552
Other financial liabilities at amortised costs	2,451,101	2,451,101
Lease liabilities	171,223	197,729
Provisions	7,039,536	7,361,076
Grant Liabilities	1,985,355	2,676,543
Contract Liabilities	1,732,453	1,852,391
Clearing accounts	0	97,581
Total Current liabilities	24,690,292	31,628,974
Non-current liabilities		
Other financial liabilities at amortised cost	11,704,631	11,704,631
Lease liabilities	3,274,127	3,359,939
Provisions	298,907	305,118
Total Non-current liabilities	15,277,666	15,369,688
Total Liabilities	39,967,958	46,998,661
Net Assets	911,625,569	957,375,804
Equity		
Retained surplus	254,268,181	298,881,478
Reserves - cash backed	53,350,129	54,487,068
Revaluation surplus	604,007,259	604,007,259
Total Equity	911,625,569	957,375,804

**City of Bayswater
Net Current Assets
as at 30 November 2024**

Municipal and Aged Persons Homes	Opening Balance	Closing Balance
	\$	\$
Current assets		
Cash and cash equivalents	90,628,189	127,760,731
Trade and other receivables	11,244,619	28,309,056
Inventories	2,926,416	2,934,946
Prepayments	693,102	918,217
Total	105,492,325	159,922,950
Current liabilities		
Trade and other payables	(11,310,625)	(16,992,552)
Other financial liabilities at amortised costs	(2,451,101)	(2,451,101)
Lease liabilities	(171,223)	(197,729)
Provisions	(7,039,536)	(7,361,076)
Grant Liabilities	(1,985,355)	(2,676,543)
Contract Liabilities	(1,732,453)	(1,852,391)
Clearing accounts	0	(97,581)
Total	(24,690,292)	(31,628,974)
Net current assets	80,802,033	128,293,977
Restricted - Reserves	(53,350,129)	(54,487,068)
Cash backed employee provisions	1,724,469	1,761,210
Restricted - Aged Persons Homes	(16,125,022)	(16,417,875)
Current Portion of Lease Liabilities	138,254	164,760
Current Portion of borrowings	2,451,101	2,451,101
	15,640,706	61,766,105

**City of Bayswater
Cash Backed Reserves
for the period 1 July 2024 to 30 November 2024**

	Budget Amended				Actual				
	Opening Balance	Transfer to	Transfer (from)	Closing Balance	Opening Balance	Opening BL Equity Tfr	Transfer to	Transfer (from)	Closing Balance
	\$	\$	\$	\$	\$	\$	\$	\$	\$
Aged Persons Homes - General Reserve	19,942,294	0	(19,942,294)	0	20,317,993	(20,317,993)	0	0	0
Aged Persons Homes - Prudential Requirements Reserve	3,185,952	0	(3,185,952)	0	3,124,064	(3,124,064)	0	0	0
Bayswater Bowling Club Capital Improvements Reserve	11,081	538	0	11,619	11,313	0	241	0	11,554
Bayswater City Soccer Club Rooms Redevelopment Reserve	0	209,703	(200,000)	9,703	0	200,000	3,422	0	203,422
Bayswater Tennis Club Reserve	122,130	5,925	0	128,055	125,232	0	2,781	0	128,013
Bayswater Waves Aquatic Centre Reserve	358,990	0	(358,990)	0	371,285	(371,285)	0	0	0
Bore and Reticulation Reserve	10,801	0	(10,801)	0	10,876	(10,876)	0	0	0
Building Furniture and Equipment Reserve	157,333	0	(157,333)	0	158,433	(158,433)	0	0	0
Buildings and Facilities Reserve	0	5,766,827	(2,116,428)	3,650,399	0	5,500,000	117,182	0	5,617,182
Cash in Lieu - Public Open Space	1,104,294	53,574	0	1,157,868	1,051,373	0	22,400	0	1,073,774
City Buildings and Amenities Reserve	841,212	0	(841,212)	0	850,632	(850,632)	841	0	841
Civic Centre Reserve	69,093	0	(69,093)	0	69,578	(69,578)	0	0	0
Climate Action Reserve	0	3,387,583	(183,924)	3,203,659	0	3,116,394	66,397	0	3,182,791
Economic Stimulus Reserve	508,090	0	(508,090)	0	1,456,690	(1,456,690)	0	0	0
Emission Reduction Energy Plan Reserve	94,454	0	(94,454)	0	186,784	(186,784)	0	0	0
Eric Singleton Bird Sanctuary Reserve	1,331,201	0	(1,331,201)	0	1,340,509	(1,340,509)	0	0	0
Fleet and Plant Renewal/Upgrade Reserve	0	2,359,157	(432,369)	1,926,788	0	2,250,000	47,938	0	2,297,938
FOGO Reserve	4,585,007	106,720	(2,158,000)	2,533,727	4,717,620	(1,858,000)	60,987	0	2,920,607
Footpath and Cycleway Reserve	18,441	0	(18,441)	0	19,311	(19,311)	0	0	0
General Waste Management Reserve	4,721,292	2,061,691	(1,183,805)	5,599,178	5,483,549	1,858,000	154,298	0	7,495,848
Golf Courses Reserve	1,275,228	0	(1,275,228)	0	1,528,020	(1,528,020)	0	0	0
Information and Communication Technology (ICT) Reserve	239,106	5,003,464	(1,633,241)	3,609,329	241,128	4,758,872	106,529	0	5,106,530
Landfill Restoration Reserve	383,307	0	(383,307)	0	391,579	(391,579)	0	0	0
Les Hansman Community Centre Development Reserve	77,963	0	(77,963)	0	126,678	(126,678)	0	0	0
Long Service Leave and Entitlements Reserve	1,711,964	81,925	0	1,793,889	1,724,469	0	36,741	0	1,761,210
Major Capital Works Reserve	6,071,468	3,798,011	(736,095)	9,133,384	7,059,125	4,435,039	247,107	0	11,741,271
Maylands Lakes Reserve	5,136	0	(5,136)	0	5,172	(5,172)	0	0	0
Maylands Waterland Reserve	466,711	0	(466,711)	0	469,974	(469,974)	0	0	0
Morley City Centre Reserve	589,338	0	(589,338)	0	593,459	(593,459)	0	0	0
Morley Library Seed Reserve	0	1,048,514	0	1,048,514	0	1,000,000	21,306	0	1,021,306
Morley Sport and Recreation Centre Reserve	266,428	0	(266,428)	0	384,950	(384,950)	0	0	0
Noranda Netball Courts Reserve	74,459	3,612	0	78,071	76,015	0	1,620	0	77,634
Plant and Works Equipment Reserve	28,438	0	(28,438)	0	3,011	(3,011)	0	0	0
Playground and Parks Reserve	55,278	0	(55,278)	0	55,743	(55,743)	0	0	0
Rates Smoothing Reserve	0	629,108	0	629,108	0	600,000	12,784	0	612,784
Recreation Renewal/Upgrade Reserve	0	4,194,056	(463,333)	3,730,723	0	4,000,000	85,223	0	4,085,223
River Restoration Reserve	126,331	0	(126,331)	0	132,742	(132,742)	0	0	0
Roads and Drainage Reserve	14,125	0	(14,125)	0	14,229	(14,229)	0	0	0
Senior Citizens Building Reserve	27,774	0	(27,774)	0	27,971	(27,971)	0	0	0
Strategic Property Reserve	48,488	2,048,540	(1,100,000)	997,028	23,834	1,976,166	42,612	0	2,042,612
Streetscapes Reserve	140,533	0	(140,533)	0	143,285	(143,285)	0	0	0
Sustainable Environment Reserve	59,717	0	(59,717)	0	61,253	(61,253)	0	0	0
The RISE Reserve	396,527	0	(396,527)	0	405,886	(405,886)	0	0	0
Transport Renewal/Upgrade Reserve	0	5,242,570	(1,937,878)	3,304,692	0	5,000,000	106,529	0	5,106,529
Underground Power Reserve	0	838,099	0	838,099	0	0	0	0	0
Workers' Compensation Reserve	581,599	0	(581,599)	0	586,363	(586,363)	0	0	0
Total	49,701,583	36,839,617	(43,157,367)	43,383,833	53,350,129	(0)	1,136,938	0	54,487,068

**City of Bayswater
Capital Acquisitions & Non-Operating Grants
for the period 1 July 2024 to 30 November 2024**

	Adopted Budget	Amended Budget	YTD Budget	YTD Actual	Commitments	Funds Remaining
	\$	\$	\$	\$	\$	\$
Non-operating grants, subsidies and contributions - summary						
1622 Buildings	(1,550,909)	(1,600,909)	(245,000)	(85,609)	0	(1,515,300)
1632 Furniture and equipment	0	0	0	(10,455)	0	10,455
1702 Roads	(4,358,035)	(4,911,192)	(1,072,957)	(31,403)	0	(4,879,789)
1712 Footpath	(630,000)	(777,548)	(152,000)	(64,635)	0	(712,913)
1732 Park development	(4,375,000)	(5,253,859)	(1,193,600)	(90,000)	0	(5,163,859)
1742 Other infrastructure	(21,600)	(21,600)	(6,480)	0	6,356	(27,956)
	<u>(10,935,544)</u>	<u>(12,565,108)</u>	<u>(2,670,037)</u>	<u>(282,102)</u>	<u>6,356</u>	<u>(12,289,362)</u>
Capital acquisitions - summary						
Purchase of property, plant and equipment						
1612 Land	1,100,000	1,100,000	1,100,000	1,100,000	0	0
1622 Buildings	6,153,545	7,496,507	863,769	920,967	1,366,854	5,208,686
1632 Furniture and equipment	1,357,753	1,563,453	647,580	199,020	400,365	964,068
1652 Plant and equipment	1,729,476	2,331,444	383,190	997,289	771,339	562,816
	<u>10,340,774</u>	<u>12,491,404</u>	<u>2,994,539</u>	<u>3,217,276</u>	<u>2,538,558</u>	<u>6,735,570</u>
Purchase and construction of infrastructure assets						
1702 Roads	6,815,453	7,386,738	1,818,437	621,483	2,616,963	4,148,292
1712 Footpath	1,578,213	2,117,091	872,213	377,373	2,025,961	(286,243)
1722 Drainage	66,125	219,102	19,836	1,376	11,949	205,777
1732 Park development	6,239,569	8,198,867	2,186,815	1,277,668	2,250,345	4,670,854
1742 Other infrastructure	449,121	480,871	152,355	70,501	15,853	394,517
	<u>15,148,481</u>	<u>18,402,669</u>	<u>5,049,656</u>	<u>2,348,401</u>	<u>6,921,071</u>	<u>9,133,197</u>
Purchase of intangible assets						
1852 Intangible assets	0	14,620	0	0	3,240	11,380
	<u>0</u>	<u>14,620</u>	<u>0</u>	<u>0</u>	<u>3,240</u>	<u>11,380</u>
Total by Work in Progress Natural Account	<u>25,489,255</u>	<u>30,908,693</u>	<u>8,044,195</u>	<u>5,565,677</u>	<u>9,462,869</u>	<u>15,880,147</u>

	Adopted Budget	Amended Budget	YTD Budget	YTD Actual	Commitments	Funds Remaining
	\$	\$	\$	\$	\$	\$
Land						
Land						
81357 Land Purchase-45 Ninth Ave,Mayland	1,100,000	1,100,000	1,100,000	1,100,000	0	0
	1,100,000	1,100,000	1,100,000	1,100,000	0	0
Total Land	1,100,000	1,100,000	1,100,000	1,100,000	0	0
Buildings						
Building major capital works						
80613 Morley Sport & Recreation Ctre - basketball court extension	0	8,750	8,750	13,037	0	(4,287)
80810 Depot Store Room Upgrades	0	20,957	0	0	0	20,957
80837 Paddy Walker Depot - improvements	0	153,127	0	0	0	153,127
80840 Upper Hillcrest Reserve - transportable changeroom	0	269,558	200,000	264,095	37,751	(32,288)
81064 Lightning Park - facility upgrades	750,000	750,000	97,500	567	602,147	147,287
81065 Morley Noranda Recreation Club - facility upgrades	750,000	750,000	97,500	0	0	750,000
81192 Crimea Park - upgrade external changerooms and toilets	0	48,748	48,748	65,170	0	(16,422)
81195 Houghton Park Pavilion - upgrade toilets	0	0	0	0	1,980	(1,980)
81196 Light Car Club - Moojebing Reserve - upgrade kitchen and flo	0	0	0	0	790	(790)
81201 Pat O'Hara Rugby Club	0	23,800	0	0	0	23,800
81244 Maylands Brickworks Reserve Upgrades - Fencing	45,000	45,000	0	13,842	10,865	20,293
81246 Maylands Sport and Rec Renewal - Aircon	60,000	60,000	0	0	0	60,000
81247 Maylands Sport and Rec Renewal - Roof	95,000	95,000	0	0	59,400	35,600
81250 Morley Sport and Rec Renewal - Aircon	150,000	150,000	0	71,402	0	78,598
81251 Morley Sport and Rec Renewal - Roof	250,000	250,000	0	0	90,710	159,290
81261 Silverwood Child Care Centre Renewal - Roof	150,000	150,000	0	0	159,833	(9,833)
81265 Various Items Replacement	150,000	150,000	0	20,519	12,439	117,043
81268 Waste Transfer Station Renewal - Structural Repairs	1,000,000	1,000,000	0	0	0	1,000,000
81337 Maylands Brickworks Reserve Renewal - Structure	250,000	250,000	50,000	0	0	250,000
81341 Noranda Soccer Changroom Upgrade	180,000	180,000	0	28,640	0	151,360
	3,830,000	4,354,940	502,498	477,271	975,914	2,901,755

	Adopted Budget	Amended Budget	YTD Budget	YTD Actual	Commitments	Funds Remaining
	\$	\$	\$	\$	\$	\$
Building minor capital works						
80844	0	5,000	0	0	4,545	455
80974	0	200,000	0	0	0	200,000
80992	0	133,805	0	2,427	0	131,378
81185	0	129,422	0	0	42	129,380
81235	80,000	80,000	80,000	36,691	51,132	(7,823)
81238	12,000	12,000	12,000	8,666	0	3,334
81239	15,000	15,000	0	0	0	15,000
81240	10,000	10,000	0	0	0	10,000
81241	35,000	35,000	0	40,232	0	(5,232)
81242	10,000	10,000	10,000	0	0	10,000
81243	25,000	25,000	0	0	0	25,000
81245	17,000	17,000	17,000	19,721	0	(2,721)
81249	30,000	30,000	0	0	21,065	8,935
81256	5,000	5,000	0	3,971	0	1,029
81257	20,000	20,000	20,000	13,250	0	6,750
81258	20,000	20,000	20,000	22,260	0	(2,260)
81259	20,000	20,000	0	0	0	20,000
81260	20,000	20,000	0	0	0	20,000
81264	10,000	10,000	0	6,120	0	3,880
81266	50,000	50,000	10,000	16,524	3,787	29,688
81267	15,000	15,000	15,000	0	14,500	500
81335	14,545	14,545	0	0	15,297	(752)
81338	14,841	14,841	0	17,041	0	(2,200)
81340	40,000	40,000	0	0	34,300	5,700
81342	10,909	10,909	0	86	10,150	674
	474,295	942,522	184,000	186,989	154,819	600,714

	Adopted Budget	Amended Budget	YTD Budget	YTD Actual	Commitments	Funds Remaining
	\$	\$	\$	\$	\$	\$
Aquatic facilities						
80614 Bayswater Waves - Refurbish 25m pool, pool hall, plant room	0	0	0	0	17,876	(17,876)
80973 Bayswater Waves - refurbishment	0	0	0	66,397	69,381	(135,778)
81209 Bayswater Waves - replace roof	0	20,699	0	0	0	20,699
81233 Bayswater Waves Renewal - External wall sheeting	60,000	60,000	60,000	0	0	60,000
81234 Bayswater Waves Renewal - Roof	600,000	600,000	0	0	0	600,000
81348 Bayswater Waves Renewal - Plant	81,250	81,250	20,313	9,762	0	71,488
81349 Bayswater Waves Renewal - sound equipment	5,000	5,000	5,000	0	0	5,000
81350 Bayswater Waves Upgrade - Building Management System	30,000	30,000	0	0	13,240	16,760
	<u>776,250</u>	<u>796,949</u>	<u>85,313</u>	<u>76,159</u>	<u>100,497</u>	<u>620,293</u>
Aged care facilities						
81248 Metome Gardens Renewal	25,000	25,000	0	0	0	25,000
	<u>25,000</u>	<u>25,000</u>	<u>0</u>	<u>0</u>	<u>0</u>	<u>25,000</u>
Plant and equipment						
80999 The RISE - Unplanned Capital	0	1,958	1,958	1,559	1,559	(1,160)
	<u>0</u>	<u>1,958</u>	<u>1,958</u>	<u>1,559</u>	<u>1,559</u>	<u>(1,160)</u>
Sustainable environment						
80936 Solar PV installation program	0	20,319	0	0	0	20,319
	<u>0</u>	<u>20,319</u>	<u>0</u>	<u>0</u>	<u>0</u>	<u>20,319</u>
Other infrastructure construction						
81216 Maylands Sports & Rec Club- Patio Extension- Event space	0	21,941	0	14,887	20,050	(12,996)
	<u>0</u>	<u>21,941</u>	<u>0</u>	<u>14,887</u>	<u>20,050</u>	<u>(12,996)</u>
Other infrastructure renewal						
81220 Maylands Brickwork Rectification	75,000	250,000	0	47,710	21,600	180,690
	<u>75,000</u>	<u>250,000</u>	<u>0</u>	<u>47,710</u>	<u>21,600</u>	<u>180,690</u>
Administration Buildings						
81236 Civic Centre Renewal - Aircon	588,000	588,000	0	0	0	588,000
81237 Civic Centre Renewal - Fire detection system	30,000	30,000	30,000	0	27,820	2,180
	<u>618,000</u>	<u>618,000</u>	<u>30,000</u>	<u>0</u>	<u>27,820</u>	<u>590,180</u>

	Adopted Budget	Amended Budget	YTD Budget	YTD Actual	Commitments	Funds Remaining
	\$	\$	\$	\$	\$	\$
Halls & Community Centres						
81198	0	0	0	0	48,241	(48,241)
81228	0	25,000	25,000	23,207	0	1,793
81230	0	6,118	0	689	0	5,429
81232	60,000	60,000	0	58,572	0	1,428
81252	10,000	10,000	0	0	0	10,000
81253	150,000	150,000	0	0	0	150,000
81254	20,000	20,000	0	0	0	20,000
81255	60,000	60,000	0	0	0	60,000
81263	20,000	20,000	0	0	0	20,000
	320,000	351,118	25,000	82,468	48,241	220,409
Sport & Recreation Facilities						
80764	0	0	0	(5,289)	0	5,289
81262	35,000	35,000	35,000	39,214	570	(4,784)
	35,000	35,000	35,000	33,925	570	505
Sustainable Environment						
81183	0	78,760	0	0	15,785	62,975
	0	78,760	0	0	15,785	62,975
Total Buildings	6,153,545	7,496,507	863,769	920,967	1,366,854	5,208,686
Furniture and equipment						
Aquatic facilities						
81113	0	13,393	8,000	7,179	0	6,214
81347	8,000	8,000	0	0	0	8,000
	8,000	21,393	8,000	7,179	0	14,214
Furniture and equipment						
81118	0	20,000	20,000	20,000	0	0
81274	5,000	5,000	5,000	0	0	5,000
81276	80,000	80,000	80,000	3,842	1,995	74,163
81332	20,000	20,000	0	0	0	20,000
81353	28,660	28,660	0	0	0	28,660
	133,660	153,660	105,000	23,842	1,995	127,823
IT capital						
80088	0	0	0	(16,000)	0	16,000
81097	0	0	0	0	1,671	(1,671)
81098	0	0	0	0	360	(360)

	Adopted Budget	Amended Budget	YTD Budget	YTD Actual	Commitments	Funds Remaining
	\$	\$	\$	\$	\$	\$
81111 Information Services - Network Infrastructure Replacement Pr	481,501	481,501	192,600	0	0	481,501
81115 Information Services - Equipment Replacement Program	0	0	0	20,705	0	(20,705)
81117 Information Services - Workstation Replacement Program	0	0	0	83,115	109,070	(192,185)
	<u>481,501</u>	<u>481,501</u>	<u>192,600</u>	<u>87,820</u>	<u>111,101</u>	<u>282,580</u>
IT renewal						
81275 Assets and Mapping - Network Infrastructure Replacement Pro	22,000	22,000	22,000	0	16,409	5,591
81351 The RISE - New Visitation Monitors	8,000	8,000	0	0	0	8,000
81352 MSRC - New Visitation Monitors	8,000	8,000	0	0	0	8,000
81354 Information Services - Council chambers system Replacement	240,000	240,000	96,000	0	232,318	7,682
81355 Information Services - End User Devices Replacement Program	386,592	386,592	154,635	0	0	386,592
81356 Information Services - Telephony Replacement Program	70,000	70,000	28,000	0	0	70,000
	<u>734,592</u>	<u>734,592</u>	<u>300,635</u>	<u>0</u>	<u>248,728</u>	<u>485,864</u>
CCTV Renewal						
80489 CCTV Servers - replacement	0	0	0	5,817	0	(5,817)
81116 Information Services - CCTV Infrastructure Replacement Progr	0	0	0	20,278	0	(20,278)
	<u>0</u>	<u>0</u>	<u>0</u>	<u>26,095</u>	<u>0</u>	<u>(26,095)</u>
Plant and equipment						
80996 Bayswater Waves - Health Club - Strength Equipment renewal	0	22,687	0	0	0	22,687
	<u>0</u>	<u>22,687</u>	<u>0</u>	<u>0</u>	<u>0</u>	<u>22,687</u>
Other infrastructure construction						
81219 MSRC-Technology Infrastructure	0	121,765	35,000	47,739	38,541	35,485
	<u>0</u>	<u>121,765</u>	<u>35,000</u>	<u>47,739</u>	<u>38,541</u>	<u>35,485</u>
Water Facilities						
81114 Bayswater Waves - unplanned capital	0	27,855	6,345	6,345	0	21,510
	<u>0</u>	<u>27,855</u>	<u>6,345</u>	<u>6,345</u>	<u>0</u>	<u>21,510</u>
Total Furniture and equipment	<u>1,357,753</u>	<u>1,563,453</u>	<u>647,580</u>	<u>199,020</u>	<u>400,365</u>	<u>964,068</u>

	Adopted Budget	Amended Budget	YTD Budget	YTD Actual	Commitments	Funds Remaining
	\$	\$	\$	\$	\$	\$
Plant and equipment						
Building minor capital works						
81108	0	30,000	20,000	22,803	2,445	4,752
	0	30,000	20,000	22,803	2,445	4,752
Plant and equipment						
81110	1,729,476	2,301,444	363,190	974,486	768,894	558,064
	1,729,476	2,301,444	363,190	974,486	768,894	558,064
Total Plant and equipment	1,729,476	2,331,444	383,190	997,289	771,339	562,816
Roads						
Building minor capital works						
81191	150,000	150,000	0	5,136	3,422	141,442
	150,000	150,000	0	5,136	3,422	141,442
Road construction						
80245	0	18,128	18,128	19,050	341	(1,262)
80426	0	0	0	2,370	0	(2,370)
80960	0	0	0	28,634	9,380	(38,013)
80961	0	0	0	67,533	349	(67,882)
81063	300,000	300,000	150,000	91,338	12,354	196,309
81081	237,261	0	99,650	280	0	(280)
81083	86,906	600,000	0	27,024	541,133	31,843
81084	222,676	500,000	0	280	0	499,720
81089	0	0	0	116,698	30,185	(146,884)
81090	0	0	0	280	0	(280)
81336	2,000,000	2,000,000	760,000	0	0	2,000,000
	2,846,843	3,418,128	1,027,778	353,485	593,741	2,470,901
Road renewal						
81293	177,408	177,408	0	0	0	177,408
	177,408	177,408	0	0	0	177,408
Roads to recovery						
81027	0	0	0	0	4,831	(4,831)
81224	0	0	0	3,199	0	(3,199)
81298	119,416	119,416	119,416	3,097	104,109	12,211

		Adopted Budget	Amended Budget	YTD Budget	YTD Actual	Commitments	Funds Remaining
		\$	\$	\$	\$	\$	\$
81302	Road Resurface Drake Stfrom Broun Avenuetto Union Rd (R2R)	242,077	242,077	0	0	0	242,077
81304	Road Resurface Farmfield Wyfrom Harrowshill Rd To Harrowshil	119,741	119,741	119,741	2,813	0	116,928
81314	Road Resurface Reman Rdfrom Langley Roadto Cul-De-Sac (R2R)	68,145	68,145	0	0	0	68,145
		549,379	549,379	239,157	9,108	108,939	431,332
Black spot state							
81279	Intersection upgrade Benara Road / Emberson Road	35,000	35,000	35,000	1,009	14,395	19,595
		35,000	35,000	35,000	1,009	14,395	19,595
Base road grant							
81297	Road Resurface Abinger Stfrom Noranda Avenuetto Ranmore Way	50,622	50,622	50,622	51,760	6,801	(7,938)
81299	Road Resurface Avenell Rdfrom Clavering Roadto Raleigh Road	99,329	99,329	99,329	10,240	88,074	1,015
81300	Road Resurface Bromley Stfrom Burnett Streetto Rothbury Road	124,413	124,413	0	0	1,720	122,693
81301	Road Resurface Burnett Stfrom Mcgregor Streetto Mallion Stre	80,801	80,801	0	0	0	80,801
81303	Road Resurface Fairs Stfrom Drake Streetto Bromley Street	23,040	23,040	0	0	0	23,040
81305	Road Resurface Feredy Stfrom Bromley Streetto Burnett Street	43,386	43,386	0	831	0	42,555
81306	Road Resurface Gilders Plfrom Union Streetto Cul-De-Sac	15,349	15,349	0	0	0	15,349
81307	Road Resurface Higgins Wyfrom Newton Streetto Wyatt Road	48,351	48,351	48,351	574	46,486	1,291
81308	Road Resurface Hudson Stfrom Langley Roadto Rothbury Road	74,635	74,635	0	0	0	74,635
81309	Road Resurface Mcgregor Stfrom Broun Avenuetto Burnett Street	58,410	58,410	0	0	0	58,410
81310	Road Resurface Newton Stfrom Guildford Roadto Cul-De-Sac	55,490	55,490	55,490	2,536	49,243	3,710
81311	Road Resurface Noranda Avefrom Hookwood Roadto Camboon Road	38,940	38,940	38,940	41,822	1	(2,883)
81312	Road Resurface Paine Rdfrom Hse 21 To Alfreda Avenue	100,595	100,595	100,595	6,442	0	94,153
81313	Road Resurface Ranmore Wyfrom Dormans Roadto Hookwood Road	87,615	87,615	87,615	7,678	65,010	14,927
81315	Road Resurface Thursley Wyfrom Abinger St To Noranda Avenue	90,860	90,860	90,860	75,197	1	15,662
81316	Road Resurface Union Stfrom Drake Streetto Reman Road	42,704	42,704	0	957	0	41,747
81317	Road Resurface Ward Plfrom Feredy Streetto Cul-De-Sac	16,063	16,063	0	6,985	0	9,078
		1,050,603	1,050,603	571,802	205,022	257,337	588,244

	Adopted Budget	Amended Budget	YTD Budget	YTD Actual	Commitments	Funds Remaining
	\$	\$	\$	\$	\$	\$
Arterial road construction						
81127 Arterial Roads - Direct Grant /Resurfacing - Broun Ave/Colli	0	0	0	18,689	0	(18,689)
	0	0	0	18,689	0	(18,689)
Metropolitan Regional Road Group Projects						
81294 Road Rehabilitation Camboon Road (MRRG)	268,386	268,386	0	210	466,496	(198,320)
81295 Road Rehabilitation Crimea Street (MRRG)	338,937	338,937	0	1,397	422,225	(84,685)
81296 Road Rehabilitation McGilvray Avenue (MRRG)	660,937	660,937	0	17,308	444,354	199,276
	1,268,260	1,268,260	0	18,914	1,333,075	(83,729)
Sporting Reserves						
81278 Carpark Resurfacing Program - Pat'O Hara Reserve	154,000	154,000	0	114	99,723	54,163
81281 Morley Sport and Recreation carpark (Pat O'Hara) Stage 2	150,000	150,000	45,000	626	74,283	75,090
81282 Morley Sport and Recreation carpark (Pat O'Hara) Stage 3	200,000	200,000	60,000	1,278	100,122	98,600
81321 Upper Hillcrest Reserve Disabled Carpark Expansion	75,000	75,000	0	8,101	31,925	34,974
	579,000	579,000	105,000	10,119	306,054	262,827
Parking Services						
81320 Upgrade ACROD parking	8,960	8,960	0	0	0	8,960
	8,960	8,960	0	0	0	8,960
Recreation Reserves						
81322 Waterland Carpark Expansion	150,000	150,000	39,000	0	0	150,000
	150,000	150,000	39,000	0	0	150,000
Total Roads	6,815,453	7,386,738	2,017,737	621,483	2,616,963	4,148,292
Footpath						
Other road construction						
80911 Drake Street - Broun Avenue/Rothbury Road - new pathway	0	34,731	0	0	0	34,731
	0	34,731	0	0	0	34,731

	Adopted Budget	Amended Budget	YTD Budget	YTD Actual	Commitments	Funds Remaining
	\$	\$	\$	\$	\$	\$
Footpath construction						
81105 New Path - Bunya St Stage 1	0	24,774	0	0	0	24,774
81283 Pathway Expansion Program - Beechboro Road North	25,000	25,000	25,000	38,354	0	(13,354)
81284 Pathway Expansion Program - Camboon Road	98,000	98,000	98,000	67,589	1,046	29,365
81285 Pathway Expansion Program - Cox Street	56,000	56,000	56,000	81,923	5,329	(31,252)
81286 Pathway Expansion Program - Endeavour Road	64,800	64,800	64,800	8,580	24,546	31,674
81287 Pathway Expansion Program - Illingbridge Street	45,000	45,000	45,000	0	0	45,000
81288 Pathway Expansion Program - LTCN Bike Path, Drake Street	760,000	760,000	304,000	0	0	760,000
81289 Pathway Expansion Program - Mahogany Road	17,000	17,000	17,000	501	0	16,499
81290 Pathway Expansion Program - Ramsden Way	65,000	65,000	65,000	79,791	2,447	(17,239)
81291 Pathway Expansion Program -Gilbert Street	67,813	67,813	67,813	965	0	66,848
81292 Pathway Expansion Program -Thorpe Street	129,600	129,600	129,600	0	0	129,600
	1,328,213	1,352,987	872,213	277,703	33,368	1,041,916
Park development construction						
81104 New Path - Hester/Evans/Drake	250,000	729,373	0	99,670	1,992,593	(1,362,889)
	250,000	729,373	0	99,670	1,992,593	(1,362,889)
Total Footpath	1,578,213	2,117,091	872,213	377,373	2,025,961	(286,243)
Drainage						
Drainage construction						
80248 Urban water sensitive design	0	81,470	0	0	8,970	72,500
80928 City-wide - optimise drainage amenity	0	11,507	0	0	2,360	9,147
	0	92,977	0	0	11,330	81,647
Drainage renewal						
81280 Low Point New Drainage Program	66,125	66,125	19,836	1,376	619	64,130
	66,125	66,125	19,836	1,376	619	64,130
Sustainable environment						
81213 Drainage for Liveability Detailed Design Rudloc and Bowden R	0	60,000	0	0	0	60,000
	0	60,000	0	0	0	60,000
Total Drainage	66,125	219,102	19,836	1,376	11,949	205,777

	Adopted Budget	Amended Budget	YTD Budget	YTD Actual	Commitments	Funds Remaining
	\$	\$	\$	\$	\$	\$
Park development						
Park development construction						
80242 Riverbank restoration	92,292	92,292	92,292	135,634	21,168	(64,510)
81004 Birkett Street Reserve - redevelopment	0	0	0	17,227	0	(17,227)
81171 Program - Natural Environment Improvement - Foreshore River	240,000	240,000	139,200	271,964	111,781	(143,745)
81172 Waterland Developments-Parking & Playspace	0	133,265	0	1,082	0	132,183
81218 Bardon Park-Inclusive Swing	0	85,625	0	1,530	71,668	12,427
81269 Maylands Lakes Masterplan Implimentation	250,000	250,000	100,000	13,460	111,385	125,155
81270 New Lightning Park Limestone Path	80,000	80,000	40,000	0	0	80,000
81271 Public Bin Renewal Program	65,000	65,000	0	0	0	65,000
81272 Rudloc Reserve Transformation	550,000	550,000	198,000	0	0	550,000
81273 Tranby Riverbank Restoration	100,000	100,000	0	0	0	100,000
81323 Bore Pump Renewal Program	117,500	117,500	101,051	275	47,274	69,951
81324 Further Greening of Guildford Road	100,000	100,000	25,000	0	0	100,000
81325 Irrigation Renewal Program	64,577	64,577	0	153,649	26,596	(115,667)
81326 Irrigation Renewal Program - Design	100,000	100,000	50,000	0	0	100,000
81327 Irrigation Renewal Program -Water usage reduction strategy	250,000	250,000	50,000	0	0	250,000
81328 Median Island Tree Planting Program	200,000	200,000	80,000	0	0	200,000
81329 Park Furniture Renewal Program	50,000	50,000	20,000	0	0	50,000
81330 Passive Park Lights Renewal Program	36,200	36,200	0	0	0	36,200
81331 Removal of dilapidated jetty Lake Brearley, Maylands	10,000	10,000	0	0	0	10,000
81334 Crimea - Tennis/Skate/Baseball Floodlight System Renewal	250,000	250,000	0	0	0	250,000
81358 Halliday Hosue-Retic	20,000	20,000	0	0	15,000	5,000
81360 Mayland Lakes Tank Installation	0	0	0	0	144,400	(144,400)
	2,575,569	2,794,459	895,543	594,821	549,271	1,650,367
Sustainable environment						
81061 Maylands Lakes bank renaturalisation & improve water quality	0	550,000	0	0	0	550,000
81214 Maylands Lakes - Water Quality Improvements	0	50,700	34,000	33,721	13,431	3,548
	0	600,700	34,000	33,721	13,431	553,548
Tree management						
81165 Riverside Gardens Urban Forest	0	140,000	105,000	104,706	70,369	(35,075)
81344 Riverside Gardens Urban Forest (Advocacy Project)	1,650,000	1,650,000	396,000	0	1,464,120	185,880
	1,650,000	1,790,000	501,000	104,706	1,534,489	150,805
Golf course development						
81168 Maylands Peninsula Golf Course Upgrade	0	150,000	0	0	0	150,000
	0	150,000	0	0	0	150,000

		Adopted Budget	Amended Budget	YTD Budget	YTD Actual	Commitments	Funds Remaining
		\$	\$	\$	\$	\$	\$
Drink fountains							
80971	Lake Bungana - drink fountain	0	0	0	16	0	(16)
		0	0	0	16	0	(16)
Playground							
81175	City Wide - Playspace Redevelopments	0	436,233	250,000	402,839	91,050	(57,655)
81176	City Wide - Sports Goal Replacements	0	5,370	5,370	12,563	0	(7,193)
81180	City Wide - Cricket Match Synthetic Wicket Renewals	0	3,080	3,080	0	0	3,080
81333	Cricket Pitch Renewal Program	64,000	64,000	35,200	0	0	64,000
81343	Riverside Gardens Playground Renewal	50,000	50,000	25,000	0	0	50,000
81345	Sport Court Replacement Program	100,000	100,000	0	0	0	100,000
81346	Sport Goal Renewal Program	20,000	20,000	20,000	0	0	20,000
		234,000	678,683	338,650	415,401	91,050	172,232
Floodlights							
81231	Crimea Park floodlight renewal	0	90,000	0	0	0	90,000
		0	90,000	0	0	0	90,000
Other infrastructure construction							
80595	Hinds Reserve - construction of a multi-user access ramp	0	0	0	0	2,010	(2,010)
80946	Wotton Skate Park and surrounding facilities	0	36,719	0	0	0	36,719
81062	Tranby House Reserve Foreshore - rehab and revegetation	1,000,000	1,000,000	300,000	999	0	999,001
81177	City Wide - Sports Lighting Renewals	0	137,422	37,422	11,575	27,782	98,065
81339	Mills Avenue Pocket Park Development (Metronet)	680,000	680,000	0	0	0	680,000
		1,680,000	1,854,141	337,422	12,573	29,792	1,811,775
Other infrastructure renewal							
80755	Critical Asset Renewal Program	0	0	0	40,623	6,370	(46,993)
81167	Bore and Pump Replacement Program	0	48,334	12,000	43,603	5,882	(1,151)
81169	Critical Asset Renewal and Upgrade Program	0	6,087	0	22,385	4,400	(20,698)
		0	54,421	12,000	106,611	16,652	(68,841)
Recreation Reserves							
81173	City Wide - Community Ball Court Resurfacing	100,000	148,965	50,000	5,381	1,035	142,549
81181	City Wide - Sporting Reserve Fencing Replacements	0	22,498	3,200	4,438	0	18,060
81182	Upper Bardon Park	0	15,000	15,000	0	14,625	375
		100,000	186,463	68,200	9,819	15,660	160,984

	Adopted Budget	Amended Budget	YTD Budget	YTD Actual	Commitments	Funds Remaining
	\$	\$	\$	\$	\$	\$
Total Park development	6,239,569	8,198,867	2,186,815	1,277,668	2,250,345	4,670,854
Other infrastructure						
Traffic management						
81319 Traffic Management Devices	65,000	65,000	19,500	34,948	0	30,052
	65,000	65,000	19,500	34,948	0	30,052
Street lights						
81119 City Lighting Renewal Program/New Req	0	17,619	17,619	32,191	1,496	(16,068)
81120 Citywide Passive Lighting Program	0	0	0	0	2,600	(2,600)
81318 Street Lightpole Upgrade	303,481	303,481	91,044	1,150	0	302,331
	303,481	321,100	108,663	33,340	4,096	283,664
Other infrastructure construction						
81122 Bus Shelters - upgrade program	32,256	32,256	9,675	0	0	32,256
81277 Bus Shelter Expansion Program	48,384	48,384	14,517	0	5,745	42,640
	80,640	80,640	24,192	0	5,745	74,896
Sustainable environment						
80935 Emission reduction and renewable energy implementation	0	14,131	0	0	0	14,131
	0	14,131	0	0	0	14,131

	Adopted Budget	Amended Budget	YTD Budget	YTD Actual	Commitments	Funds Remaining
	\$	\$	\$	\$	\$	\$
Other infrastructure construction						
80392 Maylands Town Centre - City-led infrastructure activation	0	0	0	2,213	1,503	(3,716)
80957 Morley Activity Centre - streetscape improvement (RAC Grant)	0	0	0	0	440	(440)
80967 Grand Prom - Shopping Precinct Regeneration (RAC Grant)	0	0	0	0	1,700	(1,700)
81121 Town Centre's - City Led Place Activation	0	0	0	0	2,370	(2,370)
	0	0	0	2,213	6,013	(8,226)
Total Other infrastructure	449,121	480,871	152,355	70,501	15,853	394,517
Intangible assets						
Software						
80950 Website development for online bookings	0	14,620	0	0	3,240	11,380
	0	14,620	0	0	3,240	11,380
Total Intangible assets	0	14,620	0	0	3,240	11,380
Total capital projects	25,489,255	30,908,693	8,243,495	5,565,677	9,462,869	15,880,147

Investment Report For The Period Ended 30 November 2024

Responsible Branch:	Financial Services
Responsible Directorate:	Corporate Services
Authority/Discretion:	Information Purposes
Voting Requirement:	Simple Majority Required
Attachments:	1. Investment Register [0.3.2.1 - 1 page] 2. Investment Summary [0.3.2.2 - 1 page] 3. Investment Portfolio [0.3.2.3 - 1 page]

SUMMARY

This report presents the City's Investment Portfolio for the period ended 30 November 2024.

OFFICER'S RECOMMENDATION

That Council receives the Investment Portfolio Report for the period ended 30 November 2024 with investments totalling \$129,256,041.13.

BACKGROUND

The purpose of this report is for Council to note the Investment Portfolio detailed in **Attachments 1, 2 and 3**.

In accordance with Regulation 34 of the *Local Government (Financial Management) Regulations 1996*, a monthly report on the City's Investment Portfolio is to be presented to Council.

The City's Investment Policy details the manner in which the City is to manage the investment portfolio ensuring:

- a high level of security;
- an adequate level of diversification to spread risk; and
- sufficient liquidity to meet all reasonably-anticipated cash flow requirements (ready access to funds for daily requirements).

The City's investment portfolio (**Attachments 1, 2 and 3**) is spread across several financial institutions in accordance with the risk management guidelines as contained in the policy.

- **Maximum Risk Exposure** - The City policy sets a portfolio credit framework which limits the credit exposure of the City's investment to the following Standard & Poor's (S&P) rated banking institutions.

S&P Long-Term Rating	S&P Short-Term Rating	Maximum Risk Limit % Credit Rating
AAA	A-1+	100%
AA	A-1	100%
A	A-2	80%

This report is intended to not only meet the City's regulatory and policy obligations, but also to summarise how the City's funds have been invested and with which financial institution.

EXTERNAL CONSULTATION

Not applicable.

OFFICER'S COMMENTS

Total investments for the period ended 30 November 2024 were \$129,256,041.13.

Of the total investment portfolio, \$67,196,932.38 is internally restricted and \$3,091,532.04 externally restricted, to satisfy the City's legislative responsibilities and to set aside funds for future projects. The balance of the investment funds represents working capital and funding required for the City's 2024/25 operating and capital expenditure requirements.

LEGISLATIVE COMPLIANCE

Investment Policy applies. It is noted that the City currently has 9% in fossil fuel free investments.

RISK MANAGEMENT CONSIDERATION

The table below shows the level of risk for each impact category, if the officer's recommendation is not adopted by the Council.

Impact Category	Appetite	Risk Rating
Workplace, Health and Safety	Low	Low
Financial	Medium	Low
Reputation and Stakeholders	Medium	Medium
Service Delivery	Medium	Low
Environment	Low	Low
Governance and Compliance	Low	Low
Strategic Risk	SR06 - City does not have the adequate financial capacity to deliver planned services and maintain assets.	

FINANCIAL IMPLICATIONS

Income earned from investments is recognised in the City's financial statements.

STRATEGIC IMPLICATIONS

In accordance with the City of Bayswater Strategic Community Plan 2021-2031, the following applies:

Theme: Leadership and Governance

Goal L4: Communicate in a clear and transparent way.

Provide the community with useful information about Council's policies, services and events and advise the community of engagement outcomes.

CONCLUSION

That Council receives the Investment Portfolio Report for the period ended 30 November 2024 with investments totalling \$129,256,041.13.

City of Bayswater
Investment Register
Balance as at 30 November 2024

Investment Number	Bank	Lodgement Date	Maturity Date	Rate %	Principal \$	Accrued Interest \$	Maturity Interest \$	Maturity Amount \$
201069	Westpac Bank	27/08/24	03/12/24	5.07	1,500,000.00	19,793.84	20,418.90	1,520,418.90
201070	Westpac Bank	27/08/24	10/12/24	5.07	2,500,000.00	32,989.73	36,462.33	2,536,462.33
201085	Commonwealth Bank	24/09/24	10/12/24	4.78	2,000,000.00	17,548.49	20,167.67	2,020,167.67
201054	Westpac Bank	06/08/24	17/12/24	5.14	1,600,000.00	26,136.55	29,966.90	1,629,966.90
201058	Westpac Bank	13/08/24	17/12/24	5.14	2,500,000.00	38,373.97	44,358.90	2,544,358.90
201071	Westpac Bank	27/08/24	17/12/24	5.07	1,500,000.00	19,793.84	23,335.89	1,523,335.89
201072	Westpac Bank	27/08/24	24/12/24	5.07	1,000,000.00	13,195.89	16,529.59	1,016,529.59
201073	Westpac Bank	27/08/24	07/01/25	5.06	2,500,000.00	32,924.66	46,094.52	2,546,094.52
201074	Westpac Bank	27/08/24	14/01/25	5.06	1,500,000.00	19,754.79	29,112.33	1,529,112.33
201075	Westpac Bank	27/08/24	21/01/25	5.06	2,500,000.00	32,924.66	50,946.58	2,550,946.58
201076	Westpac Bank	03/09/24	28/01/25	5.06	500,000.00	6,099.73	10,189.32	510,189.32
201086	Westpac Bank	24/09/24	28/01/25	5.06	700,000.00	6,501.75	12,227.18	712,227.18
201077	Westpac Bank	10/09/24	04/02/25	5.06	2,500,000.00	28,072.60	50,946.58	2,550,946.58
201087	Westpac Bank	01/10/24	11/02/25	5.06	1,500,000.00	12,476.71	27,656.71	1,527,656.71
201078	Westpac Bank	10/09/24	18/02/25	5.03	2,400,000.00	26,789.92	53,249.10	2,453,249.10
201089	Westpac Bank	08/10/24	25/02/25	5.06	1,500,000.00	11,021.10	29,112.33	1,529,112.33
201065	National Australia Bank	27/08/24	04/03/25	5.04	2,500,000.00	32,794.52	65,243.84	2,565,243.84
201062	Westpac Bank	20/08/24	11/03/25	5.13	3,000,000.00	43,007.67	85,593.70	3,085,593.70
201066	National Australia Bank	27/08/24	11/03/25	5.04	1,500,000.00	19,676.71	40,596.16	1,540,596.16
201067	National Australia Bank	27/08/24	18/03/25	5.04	2,500,000.00	32,794.52	70,076.71	2,570,076.71
201082	Bank of Queensland	17/09/24	25/03/25	5.05	1,600,000.00	16,381.37	41,838.90	1,641,838.90
201068	National Australia Bank	27/08/24	01/04/25	5.01	2,500,000.00	32,599.32	74,463.70	2,574,463.70
201090	Suncorp Bank	08/10/24	08/04/25	5.08	1,500,000.00	11,064.66	37,995.62	1,537,995.62
201088	Suncorp Bank	01/10/24	15/04/25	5.07	2,400,000.00	20,002.19	65,340.49	2,465,340.49
201091	Westpac Bank	15/10/24	22/04/25	5.14	650,000.00	4,210.58	17,299.97	667,299.97
201095	Westpac Bank	29/10/24	22/04/25	5.10	900,000.00	4,024.11	22,006.85	922,006.85
201093	Westpac Bank	22/10/24	29/04/25	5.14	2,000,000.00	10,984.11	53,230.68	2,053,230.68
201098	Bank of Queensland	12/11/24	06/05/25	5.10	1,300,000.00	3,269.59	31,787.67	1,331,787.67
201100	Bank of Queensland	19/11/24	13/05/25	5.15	1,517,576.71	2,355.36	37,471.67	1,555,048.38
201101	Bank of Queensland	19/11/24	13/05/25	5.15	1,000,000.00	1,552.05	24,691.78	1,024,691.78
201096	Westpac Bank	29/10/24	03/06/25	5.12	2,800,000.00	12,568.55	85,230.47	2,885,230.47
201097	National Australia Bank	05/11/24	03/06/25	5.08	3,100,000.00	10,786.30	90,604.93	3,190,604.93
Muni General Funds Total					58,967,576.71	602,469.83	1,344,247.97	60,311,824.68
201039	National Australia Bank	01/07/24	17/12/24	5.25	4,927,239.83	107,724.31	119,772.43	5,047,012.26
201064	Westpac Bank	27/08/24	17/12/24	5.07	5,661,727.43	74,711.53	88,080.97	5,749,808.40
201038	Suncorp Bank	01/07/24	07/01/25	5.30	5,108,357.54	112,747.75	140,934.69	5,249,292.23
201046	National Australia Bank	23/07/24	07/01/25	5.30	3,079,887.70	58,138.15	75,132.38	3,155,020.08
201037	National Australia Bank	01/07/24	04/02/25	5.35	2,526,570.37	56,290.60	80,732.58	2,607,302.95
201040	Bank of Queensland	01/07/24	04/02/25	5.35	4,528,001.74	100,881.40	144,685.16	4,672,686.90
201051	National Australia Bank	30/07/24	04/02/25	5.30	3,347,417.58	59,785.80	91,865.98	3,439,283.56
201083	Bank of Queensland	18/09/24	18/03/25	5.05	5,524,385.00	55,796.29	138,344.22	5,662,729.22
201045	National Australia Bank	10/07/24	15/04/25	5.40	2,162,500.35	45,750.21	89,260.90	2,251,761.25
201079	National Australia Bank	10/09/24	27/05/25	5.02	5,289,033.86	58,921.29	188,402.63	5,477,436.49
201063	Westpac Bank	20/08/24	03/06/25	5.08	3,332,329.53	47,306.30	133,106.94	3,465,436.47
201092	Suncorp Bank	15/10/24	24/06/25	5.09	2,580,807.13	16,555.35	90,694.51	2,671,501.64
201102	Bank of Queensland	26/11/24	01/07/25	5.15	5,618,546.74	3,171.02	172,027.59	5,790,574.33
Muni Reserve Total					53,686,804.80	797,779.99	1,553,040.97	55,239,845.77
201034	Bank of Queensland	01/07/24	03/12/24	5.30	654,788.63	14,451.99	14,737.23	669,525.86
201055	Westpac Bank	06/08/24	21/01/25	5.11	745,408.16	12,105.43	17,532.00	762,940.16
201080	Westpac Bank	10/09/24	11/02/25	5.03	1,130,182.10	12,615.62	23,985.25	1,154,167.35
201094	Westpac Bank	22/10/24	22/04/25	5.14	561,153.15	3,081.88	14,382.12	575,535.27
Trust Specific Total					3,091,532.04	42,254.92	70,636.60	3,162,168.64
201084	Westpac Bank	17/09/24	17/12/24	5.07	500,000.00	5,139.45	6,320.14	506,320.14
201099	Bank of Queensland	12/11/24	29/04/25	5.10	643,872.97	1,619.38	15,114.26	658,987.23
201103	National Australia Bank	26/11/24	29/04/25	5.10	735,393.51	411.01	15,824.06	751,217.57
201104	National Australia Bank	26/11/24	29/04/25	5.10	11,582,238.12	6,473.36	249,224.38	11,831,462.50
Aged General Funds Total					13,461,504.60	13,643.21	286,482.83	13,747,987.43
201105	National Australia Bank	26/11/24	29/04/25	5.10	48,622.98	27.18	1,046.26	49,669.24
Aged Martome Gardens Total					48,622.98	27.18	1,046.26	49,669.24
Total					129,256,041.13	1,456,175.13	3,255,454.64	132,511,495.77

**City of Bayswater
Investment Summary
Balance as at 30 November 2024**

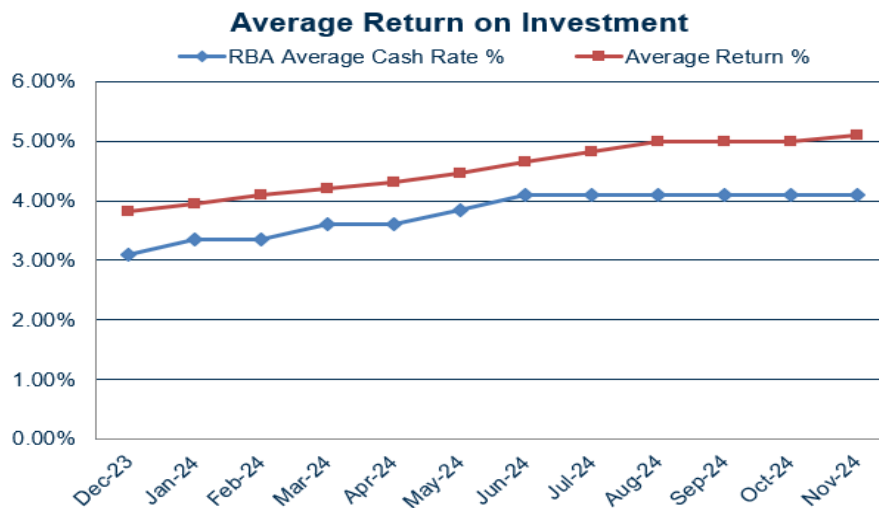
Investments By Maturity Date

Maturity Dates	Principal	Portfolio %	Number of Investments
Less than 30 days	\$24,343,755.89	19%	11
Between 30 days and 60 days	\$16,633,653.40	13%	8
Between 61 days and 90 days	\$19,432,171.79	15%	8
Between 91 days and 180 days	\$51,414,776.65	40%	22
Between 181 days and 1 year	\$17,431,683.40	13%	5
Total	\$129,256,041.13	100%	54

Allocation of Investments

S&P Rating (Short-term)	Bank	Amount Invested	Amount Invested %	Threshold %
A-1+	National Australia Bank	\$45,798,904.30	35%	45%
A-1+	Westpac	\$47,480,800.37	37%	45%
A-1+	Commonwealth Bank	\$2,000,000.00	2%	45%
A-1	Suncorp **	\$11,589,164.67	9%	35%
A-2	Bank of Queensland	\$22,387,171.79	17%	30%
Total		\$129,256,041.13	100%	

** Fossil fuel free investment



**City of Bayswater
 Investment Portfolio
 Balance as at 30 November 2024**

Source	Description	Total \$	Internally restricted \$	Externally restricted \$
Municipal	Investment - CoB General Funds	58,967,576.71	-	-
	Investment - CoB Reserve	53,686,804.80	53,686,804.80	-
	Investment - Trust	3,091,532.04	-	3,091,532.04
Sub Total		115,745,913.55	53,686,804.80	3,091,532.04
Aged	Investment - Aged General Funds	13,510,127.58	13,510,127.58	-
Sub Total		13,510,127.58	13,510,127.58	-
Grand Total		129,256,041.13	67,196,932.38	3,091,532.04

List Of Payments For The Month Of November 2024

Responsible Branch:	Financial Services
Responsible Directorate:	Corporate Services
Authority/Discretion:	Executive/Strategic
Voting Requirement:	Simple Majority Required
Attachments:	<ol style="list-style-type: none"> 1. Schedule of Accounts Municipal Fund [0.3.3.1 - 6 pages] 2. Schedule of Accounts Aged Persons Home Account [0.3.3.2 - 1 page] 3. Schedule of Accounts Trust [0.3.3.3 - 1 page] 4. Summary of Corporate Credit Card Expenses [0.3.3.4 - 1 page] 5. Summary of Corporate Purchase Cards [0.3.3.5 - 4 pages] 6. Electronic Fund Transfers [0.3.3.6 - 1 page]

SUMMARY

This report presents the list of payments, comprising **Attachments 1, 2, 3, 4, 5 and 6** made under delegated authority for the month of November 2024 in accordance with Regulation 13(1) of the *Local Government (Financial Management) Regulations 1996*.

OFFICER'S RECOMMENDATION

That Council receives the list of payments for the month of November 2024 made under delegated authority in accordance with Regulation 13(1) of the *Local Government (Financial Management) Regulations 1996* comprising:

1. Schedule of Accounts – Municipal Fund (**Attachment 1**);
2. Schedule of Accounts – Aged Persons Homes Account (**Attachment 2**);
3. Schedule of Accounts – Trust Fund (**Attachment 3**);
4. Summary of Corporate Credit Card Expenses (**Attachment 4**);
5. Summary of Corporate Purchase Card Expenses (**Attachment 5**); and
6. Electronic Fund Transfers (**Attachment 6**).

BACKGROUND

Council has delegated to the Chief Executive Officer the exercise of its power to make payments from the City's Municipal and Trust Funds in addition to Aged Care accounts in accordance with Regulation 13 of the *Local Government (Financial Management) Regulations 1996*.

A list of accounts paid is to be provided to Council where such delegation is made.

EXTERNAL CONSULTATION

Not applicable.

OFFICER'S COMMENTS

A list of payments is presented to Council each month for noting in accordance with the *Local Government (Financial Management) Regulations 1996*.

Payments drawn from the Municipal Account for the month of November 2024 are included in **Attachment 1**.

Payments drawn from the Aged Persons Homes Account for the month of November 2024 are included in **Attachment 2**.

Payments drawn from the Trust Fund for the month of November 2024 are included in **Attachment 3**.

Payments made via corporate credit and purchase cards are included in **Attachment 4 and Attachment 5** respectively. Regulation 13(A) of the *Local Government (Financial Management) Regulations 1996* was updated requiring the reporting of payments by employees via purchase cards (i.e. in addition to Credit Cards) to be reported from 1 October 2023. Purchase Cards used by employees include BP (Fuel) and Bunnings Cards with those transactions reported separately but the total spend is included in payments from the Municipal Account.

All other payments of a direct debit nature made from the Municipal and Aged Persons Homes Accounts including bank fees; payroll payments; and other direct payment arrangements, are represented in **Attachment 6**.

All payments are summarised in **Table 1**.

Table 1

<i>Payment Type</i>	<i>Reference</i>	<i>Amount \$</i>
<i>Municipal Account</i>		
BPay Direct Credits Electronic Fund Transfers (EFTs)	BP000278, DC000642-649, EF087240-087250, EF087252-087379 EF087381-087541 EF087544-087839	\$5,445,553.82
<i>Aged Persons Homes</i>		
Electronic Fund Transfers (EFTs)	EF087251	\$11,133.38
<i>Trust Fund</i>		
Electronic Fund Transfers (EFTs)	EF087380, EF087542-087543 EF087840	\$46,795.73
<i>Credit Card Expenses</i>	30 October 2024 to 28 November 2024	\$9,418.10
<i>Direct Debit and Other Electronic Fund Transfer</i>	01 November 2024 to 30 November 2024	\$7,580,367.57
	Total	\$13,093,268.60

The following payments from previous months were cancelled in November 2024.

- Municipal Account:
 - EF087384 29/11/24 Bayswater Women’s Hub Inc. - \$3,000.00
 - EF087665 29/11/24 Perth Visual Services - \$1,000.00

LEGISLATIVE COMPLIANCE

Regulation 13 of the *Local Government (Financial Management) Regulations 1996*.

The City’s *Procurement Policy* applies.

Council has delegated to the CEO the exercise of its authority to make payments from the Municipal and Trust Funds and the Aged Care Homes accounts. Therefore, in accordance with Regulation 13(1) of the *Local Government (Financial Management) Regulations 1996*, a list of accounts paid by the CEO is prepared each month showing each account paid since the list was prepared.

RISK MANAGEMENT CONSIDERATION

The table below shows the level of risk for each impact category, if the officer’s recommendation is not adopted by the Council.

Impact Category	Appetite	Risk Rating
Workplace, Health and Safety	Low	Low
Financial	Medium	Low
Reputation and Stakeholders	Medium	Low
Service Delivery	Medium	Low
Environment	Low	Low
Governance and Compliance	Low	Medium
Strategic Risk	SR07 - Unethical or inadequate governance and/or decision-making.	

FINANCIAL IMPLICATIONS

All accounts are for goods and services that have been duly incurred and authorised for payment in accordance with the budget allocation and statutory obligations. This provides for the effective and timely payment of the City’s contractors and other creditors.

STRATEGIC IMPLICATIONS

In accordance with the City of Bayswater’s Strategic Community Plan 2021-2031, the following applies:

- Theme: Leadership and Governance
- Goal L4: Communicate in a clear and transparent way.
Provide the community with useful information about Council’s policies, services and events and advise the community of engagement outcomes.

CONCLUSION

That Council notes the List of Payments for the month of November 2024 comprising **Attachments 1, 2, 3, 4, 5 and 6.**

City of Bayswater
List of Payment - Municipal
for the period 1 November 2024 to 30 November 2024

Reference Payments	Date	Creditor Name	Invoice details	Amount Paid \$
BP000278	14/11/24	Coca Cola Europacific Partners Australia Pty Ltd	Kiosk stock	5,455.52
DC000642	13/11/24	Superchoice	Payroll payment	1,734.00
DC000643	07/11/24	Exclaimer Ltd	Software maintenance	12,024.00
DC000644	13/11/24	Easisalary Pty Ltd	Payroll payment	8,151.69
DC000645	13/11/24	Superchoice	Payroll payment	248,041.43
DC000646	15/11/24	Department of Justice/Fines Enforcement Registry	Legal expenses and court costs	1,290.00
DC000647	22/11/24	Department of Justice/Fines Enforcement Registry	Legal expenses and court costs	1,720.00
DC000648	27/11/24	Easisalary Pty Ltd	Payroll payment	8,151.69
DC000649	28/11/24	Superchoice	Payroll payment	247,967.13
EF087240	01/11/24	Assunta Meleca	Councillor allowances and reimbursements	3,208.54
EF087241	01/11/24	Daniel Bull	Councillor allowances and reimbursements	3,208.54
EF087242	01/11/24	Elli Petersen-Pik	Councillor allowances and reimbursements	5,270.57
EF087243	01/11/24	Filomena Piffaretti	Councillor allowances and reimbursements	12,511.88
EF087244	01/11/24	Giorgia Johnson	Councillor allowances and reimbursements	3,208.54
EF087245	01/11/24	Joshua Eveson	Councillor allowances and reimbursements	3,208.54
EF087246	01/11/24	Lorna J Clarke	Councillor allowances and reimbursements	3,208.54
EF087247	01/11/24	Michelle Louise Sutherland	Councillor allowances and reimbursements	3,208.54
EF087248	01/11/24	Nat Latter	Councillor allowances and reimbursements	3,109.30
EF087249	01/11/24	Sally Palmer	Councillor allowances and reimbursements	3,164.72
EF087250	01/11/24	Steven George Ostaszewskij	Councillor allowances and reimbursements	3,208.54
EF087252	07/11/24	Awelng Homes Pty Ltd	Refund residential verge deposit	1,435.00
EF087253	07/11/24	Beth Catherine Bavich	Staff allowances and reimbursements	344.00
EF087254	07/11/24	Bunnings Group Ltd	Engineering works materials	2,237.82
EF087255	07/11/24	Chuanhai Zhang	Refund rates overpayment	2,891.55
EF087256	07/11/24	Clockwork Films WA Pty Ltd	Refund facility hire bond	200.00
EF087257	07/11/24	Dean M Maloney	Refund rates overpayment	1,069.80
EF087258	07/11/24	Department of Fire and Emergency Services	Emergency services levy	154,744.49
EF087259	07/11/24	Public Libraries Western Australia Inc.	Memberships and subscriptions	1,200.00
EF087260	07/11/24	Gadsby M/McIntyre G/Y	Refund rates overpayment	717.40
EF087261	07/11/24	GMF Contractors Pty Ltd	Refund residential verge deposit	1,550.00
EF087262	07/11/24	Grainne Wray	Youth and seniors community activities	640.00
EF087263	07/11/24	Harbour Software Pty Ltd	Memberships and subscriptions	26,125.00
EF087264	07/11/24	Hoskins Investments Pty Ltd ATF M R Hosk	Refund residential verge deposit	1,485.23
EF087265	07/11/24	J M Lee and D T Ho	Commission	300.00
EF087266	07/11/24	J.G Abberton and Others Lavan T/A Lavan	Legal expenses and court costs	3,283.50
EF087267	07/11/24	John R Baker	Refund residential verge deposit	1,560.00
EF087268	07/11/24	Kaitlyn Turbett	Refund rates overpayment	670.40
EF087269	07/11/24	Lincoln Hefferen	Crossover subsidy	735.00
EF087270	07/11/24	Nicole Rae Durrant	Staff allowances and reimbursements	149.94
EF087271	07/11/24	Novus Homes	Refund residential verge deposit	1,400.00
EF087272	07/11/24	Orianna Pty Ltd T/A Colonial Brands	Environmental health services and supplies	3,998.50
EF087273	07/11/24	PLT Management 12 Pty Ltd	Refund residential verge deposit	1,400.00
EF087274	07/11/24	Rosanne Dingli	Youth and seniors community activities	400.00
EF087275	07/11/24	Safoora Arife	Refund bond	1,000.00
EF087276	07/11/24	Scott Printers Pty Ltd	Printing and graphic design expenses	1,967.90
EF087277	07/11/24	Simon Pike	Refund rates overpayment	709.10
EF087278	07/11/24	Sing Wah Lee	Refund rates overpayment	2,159.14
EF087279	07/11/24	Taydyn Pty Ltd	Refund rates overpayment	2,286.96
EF087280	07/11/24	Technology One Ltd	Software maintenance	4,886.43
EF087281	07/11/24	The RCA of PCD Fund-St Columba's School	Refund facility hire bond	350.00
EF087282	07/11/24	Timothy Brunner and Phoebe Simpson	Refund residential verge deposit	1,560.00
EF087283	07/11/24	V. Ntoumenopoulos	Refund residential verge deposit	1,485.23
EF087284	07/11/24	Veronica K Mauri	Refund miscellaneous	110.00
EF087285	07/11/24	Water Corporation	Water usage charges	38,728.12
EF087286	06/11/24	Abaxa	Construction and civil works payments	3,763.98
EF087287	06/11/24	Aceway Unit Trust T/A City Toyota	Plant and vehicle purchasing	43,606.74
EF087288	06/11/24	AFL Sports Ready Ltd	Labour hire and temporary replacement	5,817.20
EF087289	06/11/24	AMS Technology Group Pty Ltd	Building maintenance and services	5,297.06
EF087290	06/11/24	Apace Aid Incorporated	Garden maintenance	2,244.00
EF087291	06/11/24	Apex Drones Pty Ltd	Environmental health services and supplies	2,200.00
EF087292	06/11/24	A.S.B Marketing Pty Ltd	Marketing and promotional material	2,788.17
EF087293	06/11/24	Australia and New Zealand Recycling Platform Ltd	Management fee	4,878.26
EF087294	06/11/24	Australian Services Union	Payroll payment	236.50
EF087295	06/11/24	Australian Taxation Office	Payroll payment	312,773.00
EF087296	06/11/24	Baycorp (WA) Pty Ltd	Legal expenses and court costs	52.50
EF087297	06/11/24	Beinformed Group Pty Ltd T/A BeCarWise	Payroll payment	1,087.74
EF087298	06/11/24	Boyan Electrical Services	Electrical installation and repair	15,546.91
EF087299	06/11/24	Brandon Ernest Hendroff T/A Little Picture Cafe	Grants and funding	3,000.00
EF087300	06/11/24	Bridgestone Aust Ltd	Plant and vehicle parts and materials	5,688.76
EF087301	06/11/24	Brownes Foods Operations Pty Ltd	Office stationery and consumables	129.00
EF087302	06/11/24	Bus Charters Perth Pty Ltd	Marketing and promotional material	495.00
EF087303	06/11/24	Cat Haven	Animal supplies and services	2,926.00
EF087304	06/11/24	Chemistry Centre (WA)	Environmental testing and sampling	1,504.36
EF087305	06/11/24	Child Support Agency	Payroll payment	954.19
EF087306	06/11/24	Ciltech Pty Ltd	Construction and civil works payments	15,224.06
EF087307	06/11/24	Cleanaway Pty Ltd	Waste collection and hygiene services	4,566.00
EF087308	06/11/24	Cleantex Pty Ltd	Staff uniforms and protective equipment	636.57
EF087309	06/11/24	CNW Pty Ltd	Engineering works materials	1,347.46
EF087310	06/11/24	Contra-flow Pty Ltd	Traffic management	15,639.62
EF087311	06/11/24	Deborah Jane Fitzpatrick	Youth and seniors community activities	350.00
EF087312	06/11/24	The Trustee for Devereux Family Trust	Building maintenance and services	31,680.00
EF087313	06/11/24	Diana Kudsee	Youth and seniors community activities	400.00
EF087314	06/11/24	Robert Walters Pty Ltd	Labour hire and temporary replacement	2,336.20
EF087315	06/11/24	Direct Communications Pty Ltd	Equipment maintenance	536.80
EF087316	06/11/24	Dorothy Bagshaw	Sitting fee	200.00
EF087317	06/11/24	Dowsing Group Pty Ltd	Construction and civil works payments	56,113.76
EF087318	06/11/24	E Fire and Safety	Staff training, development and support	1,067.00
EF087319	06/11/24	Eastern Metropolitan Regional Council	Waste collection and hygiene services	124,455.30
EF087320	06/11/24	Epic Catering and Events Services Pty Ltd	Functions and events catering expenses	1,232.00
EF087321	06/11/24	Europcar WA	Plant and vehicle repairs	132.00
EF087322	06/11/24	Evenflow Irrigation	Parks and gardens reticulation repairs and upgrades	30,800.00
EF087323	06/11/24	Flexi Staff Group Pty Ltd	Labour hire and temporary replacement	2,224.89
EF087324	06/11/24	Fujifilm Data Management Solutions Australia Pty Ltd	Printing and graphic design expenses	44.00
EF087325	06/11/24	Garden Care West (WA)	Garden maintenance	264.00
EF087326	06/11/24	GFG Temporary Assist	Labour hire and temporary replacement	23,945.35
EF087327	06/11/24	Hays Specialist Recruitment (Aust) Pty Ltd	Labour hire and temporary replacement	6,919.14
EF087328	06/11/24	Health Insurance Fund of WA	Payroll payment	300.70
EF087329	06/11/24	Hospital Benefit Fund of WA	Payroll payment	874.01
EF087330	06/11/24	Information Insight and Associates Pty Ltd	Professional consultancy services	1,512.50
EF087331	06/11/24	Insight Enterprises Australia Pty Ltd	Professional consultancy services	3,267.00
EF087332	06/11/24	IPA By Synergie Pty Ltd	Labour hire and temporary replacement	2,349.58
EF087333	06/11/24	Judroc Pty Ltd T/A The Watershed Water Systems	Parks and gardens reticulation repairs and upgrades	28,277.67
EF087334	06/11/24	Landgate	Gross rental valuation charges	598.46
EF087335	06/11/24	Linemarking WA Pty Ltd	Construction and civil works payments	1,696.96
EF087336	06/11/24	Maxwell Robinson and Phelps	Pest control	208.44
EF087337	06/11/24	McLeods Lawyers Pty Ltd	Legal expenses and court costs	1,727.33
EF087338	06/11/24	S.N Aroney and A.P Brown and D. Curry and S.A. Lewin and J.A. Mazzot T/AS Mills Oakley	Professional consultancy services	1,179.75
EF087339	06/11/24	Moray and Agnew	Legal expenses and court costs	880.00
EF087340	06/11/24	TheTrustee for the Ingwela Trust T/A Westoz Food Distributors	Kiosk stock	532.91
EF087341	06/11/24	Nisbets Australia Pty Ltd	Youth and seniors community activities	120.89
EF087342	06/11/24	PAV Sales and Installation	Equipment maintenance	401.50

Reference Payments	Date	Creditor Name	Invoice details	Amount Paid \$
EF087343	06/11/24	Paywise Pty Ltd	Payroll payment	756.98
EF087344	06/11/24	Prestige Property Maintenance Pty Ltd	Construction and civil works payments	2,640.00
EF087345	06/11/24	Programmed Skilled Workforce Ltd	Labour hire and temporary replacement	2,734.09
EF087346	06/11/24	The Trustee for Alba Unit Trust T/A Quality Press	Printing and graphic design expenses	707.30
EF087347	06/11/24	Recco Australia Pty Ltd T/A Recco Plumbing	Minor equipment purchase	134.63
EF087348	06/11/24	GPC Asia Pacific Pty Ltd T/A Repco	Plant and vehicle parts and materials	1,750.72
EF087349	06/11/24	reSPOKE	Furniture purchases	6,504.30
EF087350	06/11/24	Roof Safety Solutions Pty Ltd	Equipment purchases	902.00
EF087351	06/11/24	RTV Computers Pty Ltd	Equipment purchases	19,338.00
EF087352	06/11/24	Sheridan's	Staff uniforms and protective equipment	755.37
EF087353	06/11/24	The Trustee for Sportsworld Unit Trust T/A Sportsworld of WA	Kiosk stock	145.20
EF087354	06/11/24	St John Ambulance Western Australia Ltd	Medical services and materials	1,538.74
EF087355	06/11/24	Statewide Cleaning Supplies Pty Ltd	Cleaning supplies	105.60
EF087356	06/11/24	The Trustee for the O'Grady Family Trust Efficient Site Services	Garden maintenance	26,757.50
EF087357	06/11/24	Team Global Express Pty Ltd T/A IPEC Pty Ltd	Postage and courier charges	384.68
EF087358	06/11/24	The Best Phamily Pty Ltd T/A IGA Local Grocer Bayswater	Grants and funding	2,942.50
EF087359	06/11/24	The Fruit Box Group Pty Ltd	Staff Amenities	63.00
EF087360	06/11/24	The Morley Veterinary Hospital	Animal supplies and services	110.00
EF087361	06/11/24	The Trustee for Civitas Nova Trust T/A RTSM Consulting	Professional consultancy services	4,950.00
EF087362	06/11/24	The Trustee for Story Family Trust T/A Steve's Sand Sifting for Playground Services	Garden maintenance	1,421.75
EF087363	06/11/24	The Trustee for The Herbert Family Trust T/A Repeat Plastics (WA)	Parks and gardens materials	1,861.20
EF087364	06/11/24	The Trustee for The McCartney Family Trust T/A Kerb Doctor	Construction and civil works payments	935.00
EF087365	06/11/24	The Local Government,Racing and Cemeteries Employees Union (WA) T/A The Western Australian Municipal Road Boards	Payroll payment	869.00
EF087366	06/11/24	Tool Kit Depot	Engineering works materials	2,274.30
EF087367	06/11/24	Moore Enterprises (WA) Pty Ltd T/A Totally Workwear Malaga	Staff uniforms and protective equipment	5,464.42
EF087368	06/11/24	Tovey Shearwood Pty Ltd T/A Creative Adm	Professional consultancy services	10,888.00
EF087369	06/11/24	T-Quip	Plant and vehicle parts and materials	106.45
EF087370	06/11/24	Trailer Parts Pty Ltd T/A Martins Trailer Parts	Plant and vehicle parts and materials	834.06
EF087371	06/11/24	Trauma Clean WA	Cleaning services	496.09
EF087372	06/11/24	Turf Care WA Pty Ltd	Garden maintenance	12,327.80
EF087373	06/11/24	Walcott Industries Pty Ltd	Building maintenance and services	2,772.00
EF087374	06/11/24	Wattleup Tractors	Plant and vehicle repairs	5,664.00
EF087375	06/11/24	Western Australia Police Force	Volunteer reimbursements and expenses	54.00
EF087376	06/11/24	Woolworths Group Ltd	Kiosk stock	455.45
EF087377	06/11/24	WPC Group Ltd	Labour hire and temporary replacement	8,363.57
EF087378	06/11/24	The Trustee for Khetia Family Trust T/A Knight Blinds and Security	Building maintenance and services	110.00
EF087379	06/11/24	Zipform Pty Ltd	Postage and courier charges	1,141.06
EF087381	14/11/24	ABN Residential WA Pty Ltd T/As Dale Alcock Homes Pty Ltd	Refund residential verge deposit	1,435.00
EF087382	14/11/24	ABN Residential WA Pty Ltd T/As Dale Alcock Homes Pty Ltd	Refund rates overpayment	1,435.00
EF087383	14/11/24	Andrew Wade	Refund rates overpayment	890.25
EF087384	14/11/24	Bayswater Women's Hub Inc	Donation	3,000.00
EF087385	14/11/24	Blueprint Homes (WA) Pty Ltd	Refund residential verge deposit	935.00
EF087386	14/11/24	Bunnings Group Ltd	Engineering works materials	1,938.85
EF087387	14/11/24	Cadin Contract Cleaners	Cleaning services	1,650.00
EF087388	14/11/24	CT15 Pty Ltd T/A CTTI Risk Management-Petty Cash	Petty cash reimbursement	450.70
EF087389	14/11/24	Eaisalary Pty Ltd	Staff superannuation and other deductions	2,208.63
EF087390	14/11/24	Ee Von Lim	Refund swimming lessons	88.00
EF087391	14/11/24	Eunyoung Jung	Donation	200.00
EF087392	14/11/24	Felipe Andrade de Oliveira Silva	Refund rates overpayment	3,574.80
EF087393	14/11/24	Florida Kule	Sitting fee	200.00
EF087394	14/11/24	G and A Papalia	Refund residential verge deposit	1,435.00
EF087395	14/11/24	George Phoebe	Refund rates overpayment	470.70
EF087396	14/11/24	Hays Specialist Recruitment (Aust) Pty Ltd	Labour hire and temporary replacement	11,849.75
EF087397	14/11/24	Institute of Public Administration Australia	Conference expenses	1,200.00
EF087398	14/11/24	IPWEA-WA Division	Staff training, development and support	30.00
EF087399	14/11/24	Amy Tolley	Staff allowances and reimbursements	263.02
EF087400	14/11/24	Jodi Giacci	Donation	200.00
EF087401	14/11/24	Jonathan William Derham	Refund rates overpayment	537.91
EF087402	14/11/24	Joseph Maxted-Edwards	Donation	770.00
EF087403	14/11/24	Kate Lilly	Sitting fee	200.00
EF087404	14/11/24	Maria Claydon	Refund swimming lessons	242.00
EF087405	14/11/24	Matthew Moore	Staff allowances and reimbursements	195.90
EF087406	14/11/24	Matthew Muller	Cloth nappy rebate	100.00
EF087407	14/11/24	Mays Al-Dakheel	Refund swimming lessons	140.40
EF087408	14/11/24	Noranda Junior Football Club	Refund bond	1,000.00
EF087409	14/11/24	North Beach Nominees Pty Ltd T/As Jag Demolition	Refund residential verge deposit	890.00
EF087410	14/11/24	Orianna Pty Ltd T/A Colonial Brands	Printing and graphic design expenses	2,046.00
EF087411	14/11/24	Plunkett Homes	Refund residential verge deposit	1,400.00
EF087412	14/11/24	R Hartine	Refund rates overpayment	1,381.47
EF087413	14/11/24	Rachel Elan Tzabary	Refund health centre memberships	100.00
EF087414	14/11/24	Sarah Jane Weston	Grants and funding	2,447.83
EF087415	14/11/24	Sarah Wiley	Sitting fee	200.00
EF087416	14/11/24	Scott Printers Pty Ltd	Marketing and promotional material	374.00
EF087417	14/11/24	Selina Kwok	Crossover subsidy	735.00
EF087418	14/11/24	Selina Kwok	Crossover subsidy	1,226.31
EF087419	14/11/24	Shaun Mackenzie	Sitting fee	200.00
EF087420	14/11/24	Synergy	Electricity charges (other than street lighting)	4,157.26
EF087421	14/11/24	Tina Ackerman	Staff allowances and reimbursements	4,366.49
EF087422	14/11/24	Water Corporation	Water usage charges	29,867.93
EF087423	14/11/24	Wesfarmers Kleenheat Gas Pty Ltd	Gas usage charges	21,125.32
EF087424	14/11/24	Abco Products Pty Ltd	Equipment purchases	10,595.05
EF087425	14/11/24	ABCorp Australasia PtyLtd	Library book stock and materials	836.00
EF087426	14/11/24	Able Sales Pty Ltd	Plant and vehicle purchasing	14,975.00
EF087427	14/11/24	Acclaimed Catering Pty Ltd	Functions and events catering expenses	9,046.40
EF087428	14/11/24	Acrodyns Pty Ltd	Building maintenance and services	499.99
EF087429	14/11/24	Acurix Networks Pty Ltd	Software maintenance	1,926.10
EF087430	14/11/24	ADT Security	Building maintenance and services	56.42
EF087431	14/11/24	AFGRl Equipment Australia Pty Ltd	Plant and vehicle repairs	669.03
EF087432	14/11/24	AFL Sports Ready Ltd	Labour hire and temporary replacement	6,146.95
EF087433	14/11/24	AMS Technology Group Pty Ltd	Building maintenance and services	3,430.11
EF087434	14/11/24	The Trustee for the Birt Family Trust T/A Anthea Auld Photographer	Marketing and promotional material	455.00
EF087435	14/11/24	AquamoniX Pty Ltd	Construction and civil works payments	7,508.60
EF087436	14/11/24	Arbor West Pty Ltd T/A Classic Tree Services	Garden maintenance	1,860.38
EF087437	14/11/24	Asphalttech Pty Ltd	Construction and civil works payments	782.64
EF087438	14/11/24	Australian Services Union	Payroll payment	236.50
EF087439	14/11/24	Australian Taxation Office	Payroll payment	302,888.00
EF087440	14/11/24	Axis Contracting Pty Ltd	Parks and gardens contract payments	1,430.00
EF087441	14/11/24	Barrett Exhibition Group Pty Ltd	Equipment hire	1,540.00
EF087442	14/11/24	Beinformed Group Pty Ltd T/A BeCarWise	Payroll payment	1,087.74
EF087443	14/11/24	Birdbooks Pty Ltd	Youth and seniors community activities	1,650.00
EF087444	14/11/24	The Trustee for Blackwood Services Unit Trust	Building maintenance and services	1,727.00
EF087445	14/11/24	BOC Ltd	Minor equipment purchase	2,282.29
EF087446	14/11/24	Boyan Electrical Services	Electrical installation and repair	29,383.20
EF087447	14/11/24	BP Australia Pty Ltd	Fuel and oil	2,229.96
EF087448	14/11/24	Bridgestone Aust Ltd	Plant and vehicle parts and materials	2,296.64
EF087449	14/11/24	Broadspec Environmental Pty Ltd	Environmental health services and supplies	247.50
EF087450	14/11/24	Brownes Foods Operations Pty Ltd	Office stationery and consumables	178.45
EF087451	14/11/24	Bucher Municipal Pty Ltd	Plant and vehicle repairs	1,613.34
EF087452	14/11/24	BWL Pty Ltd T/A Invision Training Solutions	Professional consultancy services	11,625.00
EF087453	14/11/24	Campbell's Janitor Supplies Pty Ltd T/A The Goods Australia	Aquatic chemicals and consumables	1,690.35
EF087454	14/11/24	Carl Haven	Animal supplies and services	339.90
EF087455	14/11/24	CEI Pty Ltd T/A Raeco	Library book stock and materials	600.60
EF087456	14/11/24	Child Support Agency	Payroll payment	954.96
EF087457	14/11/24	Cleanaway Pty Ltd	Waste collection and hygiene services	1,129.14
EF087458	14/11/24	CNW Pty Ltd	Construction and civil works tools and materials	102.37

Reference	Date	Creditor Name	Invoice details	Amount Paid
Payments				\$
EF087459	14/11/24	Contra-flow Pty Ltd	Traffic management	25,284.88
EF087460	14/11/24	CTI5 Pty Ltd T/A CTI Risk Management	Fees and charges	3,102.00
EF087461	14/11/24	The Trustee for Bios Unit Trust T/A C-Wise	Parks and gardens contract payments	15,767.84
EF087462	14/11/24	Direct Communications Pty Ltd	Plant and vehicle repairs	1,519.20
EF087463	14/11/24	Dowsing Group Pty Ltd	Construction and civil works payments	10,741.06
EF087464	14/11/24	E Fire and Safety	Equipment maintenance	41,842.03
EF087465	14/11/24	Eastern Metropolitan Regional Council	Waste collection and hygiene services	61,305.75
EF087466	14/11/24	Epic Catering and Events Services Pty Ltd	Functions and events catering expenses	737.00
EF087467	14/11/24	Fire Rescue Safety Australia Pty Ltd	Aquatic chemicals and consumables	352.00
EF087468	14/11/24	Fleet Fitness	Building maintenance and services	223.63
EF087469	14/11/24	Flexi Staff Group Pty Ltd	Labour hire and temporary replacement	2,224.89
EF087470	14/11/24	GFG Temporary Assiat	Labour hire and temporary replacement	6,730.63
EF087471	14/11/24	GHD Pty Ltd	Construction and civil works payments	28,743.20
EF087472	14/11/24	Health Insurance Fund of WA	Payroll payment	300.70
EF087473	14/11/24	Hi Tech Sports Pty Ltd	Minor equipment purchase	255.20
EF087474	14/11/24	Hospital Benefit Fund of WA	Payroll payment	874.01
EF087475	14/11/24	Hydroquip Pumps and Irrigation Pty Ltd	Garden maintenance	12,888.01
EF087476	14/11/24	iBookingsystems	Memberships and subscriptions	99.00
EF087477	14/11/24	Information Insight and Associates Pty Ltd	Professional consultancy services	1,512.50
EF087478	14/11/24	James Bennett Pty Ltd	Book purchases	342.85
EF087479	14/11/24	Judroc Pty Ltd T/A The Watershed Water Systems	Parks and gardens reticulation repairs and upgrades	2,072.38
EF087480	14/11/24	Kasse Marie McCumiskey	Youth and seniors community activities	800.00
EF087481	14/11/24	Bedford-Dianella Vet Centre	Animal supplies and services	110.00
EF087482	14/11/24	Last Day Coffee Pty Ltd T/A Hear This Coffee House	Grants and funding	3,135.00
EF087483	14/11/24	Les Mills Australia	Memberships and subscriptions	1,890.03
EF087484	14/11/24	LGConnect Pty Ltd	Professional consultancy services	1,706.14
EF087485	14/11/24	Main Roads Western Australia	Construction and civil works payments	5,963.65
EF087486	14/11/24	Major Motors Pty Ltd	Plant and vehicle repairs	117.28
EF087487	14/11/24	Market Creations Technology Pty Ltd T/A Integrated ICT	Parks and gardens materials	627.00
EF087488	14/11/24	McLeods Lawyers Pty Ltd	Legal expenses and court costs	470.67
EF087489	14/11/24	Multipoint Technologies Pty Ltd T/A Medshop Australia	Medical services and materials	613.49
EF087490	14/11/24	Message4U Pty Ltd T/A Sinch MessageMedia	Memberships and subscriptions	220.55
EF087491	14/11/24	Michael Page International	Labour hire and temporary replacement	18,955.76
EF087492	14/11/24	Milom Pty Ltd T/A Classic Hire	Equipment hire	363.00
EF087493	14/11/24	The Trustee for the Ingwelala Trust T/A Westoz Food Distributors	Kiosk stock	917.31
EF087494	14/11/24	MPK Tree Management Pty Ltd T/A MPK Tree Services	Garden maintenance	2,423.24
EF087495	14/11/24	Neighbourhood Watch Chinese Group Inc.	Grants and funding	5,491.20
EF087496	14/11/24	Njala-Boodjja/Aboriginal Land Care	Garden maintenance	9,350.00
EF087497	14/11/24	Niifisk Pty Ltd	Equipment maintenance	538.09
EF087498	14/11/24	Oceanis International Pty Ltd	Professional consultancy services	13,750.00
EF087499	14/11/24	Our Table	Grants and funding	3,300.00
EF087500	14/11/24	The Trustee for the Parker Black and Forest Unit Trust Parker Black and Forest Unit Trust	Building supplies and hardware	299.26
EF087501	14/11/24	PAV Sales and Installation	Information technology minor purchases	403.48
EF087502	14/11/24	Paywise Pty Ltd	Payroll payment	756.98
EF087503	14/11/24	PeopleVision Pty Ltd	Professional consultancy services	726.00
EF087504	14/11/24	Play Check Pty Ltd	Parks and gardens contract payments	1,815.00
EF087505	14/11/24	Prestige Property Maintenance Pty Ltd	Parks and gardens contract payments	22,666.47
EF087506	14/11/24	Programmed Skilled Workforce Ltd	Labour hire and temporary replacement	3,177.86
EF087507	14/11/24	Public Transport Authority of Western Australia	Construction and civil works payments	5,922.40
EF087508	14/11/24	The Trustee for Alba Unit Trust T/A Quality Press	Printing and graphic design expenses	937.20
EF087509	14/11/24	Quantified Tree Risk Assessment	Staff training, development and support	1,067.00
EF087510	14/11/24	R.K. Roach	Construction and civil works payments	2,156.00
EF087511	14/11/24	Redmt Film Company Pty Ltd	Marketing and promotional material	1,100.00
EF087512	14/11/24	Reece Australia Pty Ltd T/A IPEC Pty Ltd	Building supplies and hardware	438.11
EF087513	14/11/24	Relationships Australia Western Australia	Staff training, development and support	550.00
EF087514	14/11/24	GPC Asia Pacific Pty Ltd T/A Repco	Plant and vehicle repairs	533.34
EF087515	14/11/24	R and M Associates Pty Ltd T/A The Drug Detection Agency - Kewdale	Medical services and materials	580.25
EF087516	14/11/24	Royal Life Saving Society	Marketing and promotional material	825.00
EF087517	14/11/24	RTS Training	Staff training, development and support	130.00
EF087518	14/11/24	Shred-X Pty Ltd	Document management and archiving	93.63
EF087519	14/11/24	The Trustee for the O'Grady Family Trust Efficient Site Services	Construction and civil works payments	12,980.00
EF087520	14/11/24	Team Global Express Pty Ltd T/A IPEC Pty Ltd	Postage and courier charges	334.66
EF087521	14/11/24	The Trustee for the Northin Trust T/A The Florist Tree Coniston House	Gifts and presentations	240.00
EF087522	14/11/24	The Trustee for Corporate Services Trust T/A Task Force Security	Buildings and events security expenses	528.00
EF087523	14/11/24	The Trustee for Eighth Avenue Investment Trust	Venue hire	82.50
EF087524	14/11/24	The Trustee for K and C Family Trust T/A Prime Trophies	Gifts and presentations	1,270.50
EF087525	14/11/24	The Trustee for KRB Collins Trust T/A Just for me Beauty	Grants and funding	3,300.00
EF087526	14/11/24	The Local Government/Racing and Cemeteries Employees Union (WA) T/A The Western Australian Municipal Road Boards	Payroll payment	858.00
EF087527	14/11/24	Totally Board Pty Ltd	Youth and seniors community activities	570.00
EF087528	14/11/24	Moore Enterprises (WA) Pty Ltd T/A Totally Workwear Malaga	Staff uniforms and protective equipment	2,113.55
EF087529	14/11/24	T-Oup	Plant and vehicle parts and materials	3,584.95
EF087530	14/11/24	Turf Care WA Pty Ltd	Parks and gardens contract payments	4,068.73
EF087531	14/11/24	Twins (WA) Pty Ltd	Functions and events catering expenses	618.00
EF087532	14/11/24	Veolia Water Operations Pty Ltd	Parks and gardens contract payments	1,881.00
EF087533	14/11/24	WA Local Government Association	Staff training, development and support	654.50
EF087534	14/11/24	Walcott Industries Pty Ltd	Building maintenance and services	10,065.00
EF087535	14/11/24	West Coast Turf	Parks and gardens contract payments	3,949.00
EF087536	14/11/24	J.D Caffey and Caffey Family Trust T/A Westbooks	Book purchases	606.46
EF087537	14/11/24	The Trustee for The Raptor Trust T/A WA Birds of Prey Centre	Functions and events entertainment expenses	1,500.00
EF087538	14/11/24	Western Power	Parks and gardens contract payments	2,617.03
EF087539	14/11/24	Westworks Group	Garden maintenance	25,184.50
EF087540	14/11/24	WPC Group Ltd	Labour hire and temporary replacement	7,229.65
EF087541	14/11/24	Zipform Pty Ltd	Printing and graphic design expenses	1,944.21
EF087544	21/11/24	Acclaimed Catering Pty Ltd	Functions and events catering expenses	580.80
EF087545	21/11/24	AFGRU Equipment Australia Pty Ltd	Parks and gardens materials	1.69
EF087546	21/11/24	Allivium Consulting Australia Pty Ltd	Parks and gardens contract payments	14,806.00
EF087547	21/11/24	Aquamonix Pty Ltd	Parks and gardens contract payments	3,642.65
EF087548	21/11/24	Avantgarde Technologies Pty Ltd	Professional consultancy services	11,275.00
EF087549	21/11/24	Award Contracting	Parks and gardens materials	825.00
EF087550	21/11/24	Boyan Electrical Services	Electrical installation and repair	552.20
EF087551	21/11/24	Brownes Foods Operations Pty Ltd	Office stationery and consumables	212.85
EF087552	21/11/24	Bucher Municipal Pty Ltd	Plant and vehicle repairs	379.50
EF087553	21/11/24	Central Regional Tafel	Staff training, development and support	1,571.58
EF087554	21/11/24	Chemwest Pty Ltd	Minor equipment purchase	290.40
EF087555	21/11/24	Cleanaway Pty Ltd	Waste collection and hygiene services	43,099.95
EF087556	21/11/24	CNW Pty Ltd	Engineering works materials	3,172.66
EF087557	21/11/24	Cohesion Co Pty Ltd	Marketing and promotional material	715.00
EF087558	21/11/24	Contra-flow Pty Ltd	Traffic management	22,061.34
EF087559	21/11/24	The Trustee for Crowe Family Trust T/A Steam Hous	Grants and funding	3,300.00
EF087560	21/11/24	Decipha Pty Ltd	Postage and courier charges	205.47
EF087561	21/11/24	Detail West	Plant and vehicle repairs	140.00
EF087562	21/11/24	Direct Communications Pty Ltd	Equipment maintenance	192.50
EF087563	21/11/24	Dowsing Group Pty Ltd	Construction and civil works payments	13,773.51
EF087564	21/11/24	E Fire and Safety	Fire suppression and alarm monitoring	18,240.90
EF087565	21/11/24	E. and M.J. Rosher Pty Ltd	Plant and vehicle purchasing	35,054.00
EF087566	21/11/24	Eastern Metropolitan Regional Council	Waste collection and hygiene services	23,325.64
EF087567	21/11/24	Elyse Rhiannan Crane	Publications	1,800.00
EF087568	21/11/24	Joshua Okeefe T/A Engage WA	Professional consultancy services	4,725.00
EF087569	21/11/24	Flexi Staff Group Pty Ltd	Labour hire and temporary replacement	4,686.00
EF087570	21/11/24	Fuel Distributors of WA Pty Ltd	Fuel and oil	46,337.10
EF087571	21/11/24	Fuifitfin Data Management Solutions Australia Pty Ltd	Printing and graphic design expenses	1,737.23
EF087572	21/11/24	GFG Temporary Assiat	Labour hire and temporary replacement	9,358.80
EF087573	21/11/24	Glennys Jeanne Marston T/A The Customers Voice	Professional consultancy services	4,895.00
EF087574	21/11/24	Goolamwiin	Citizenship expenses	700.00
EF087575	21/11/24	Kelyn Training Services	Staff training, development and support	1,475.00

Reference Payments	Date	Creditor Name	Invoice details	Amount Paid \$
EF087576	21/11/24	LGConnect Pty Ltd	Professional consultancy services	8,957.23
EF087577	21/11/24	Local Government Professionals Aust WA	Conference expenses	120.00
EF087578	21/11/24	Multipoint Technologies Pty Ltd T/A Medshop Australia	Medical services and materials	465.84
EF087579	21/11/24	The Trustee for the Ingwelala Trust T/A Westoz Food Distributors	Kiosk stock	757.97
EF087580	21/11/24	Nguyen Family Trading Pty Ltd T/A Fully Promoted Morley	Staff uniforms and protective equipment	304.54
EF087581	21/11/24	Officeworks Ltd T/A Officeworks	Minor equipment purchase	558.00
EF087582	21/11/24	Orbit Health and Fitness Solutions	Aquatic maintenance and services	676.50
EF087583	21/11/24	Pixelcase Group Pty Ltd	Memberships and subscriptions	32,736.00
EF087584	21/11/24	Pool & Pump Service and Repairs Pty Ltd	Minor equipment purchase	3,105.54
EF087585	21/11/24	Programmed Skilled Workforce Ltd	Labour hire and temporary replacement	3,440.35
EF087586	21/11/24	Pui Yan Lau T/A Vai Yoga	Grants and funding	200.00
EF087587	21/11/24	Pump Control Systems	Parks and gardens contract payments	1,253.34
EF087588	21/11/24	The Trustee for Alba Unit Trust T/A Quality Press	Printing and graphic design expenses	2,836.90
EF087589	21/11/24	Randstad Pty Ltd	Labour hire and temporary replacement	3,259.56
EF087590	21/11/24	Reece Australia Pty Ltd T/A Reece Plumbing	Building supplies and hardware	72.67
EF087591	21/11/24	GPC Asia Pacific Pty Ltd T/A Repco	Plant and vehicle repairs	770.71
EF087592	21/11/24	reSPOKE	Construction and civil works payments	379.50
EF087593	21/11/24	Roof Safety Solutions Pty Ltd	Building maintenance and services	13,365.37
EF087594	21/11/24	RTS Training	Staff training, development and support	130.00
EF087595	21/11/24	Rubek Automatic Doors	Building maintenance and services	2,059.20
EF087596	21/11/24	The Trustee for the Hall Family Trust T/A The Organising School	Youth and seniors community activities	890.00
EF087597	21/11/24	Sports Turf Technology Pty Ltd	Parks and gardens contract payments	2,100.00
EF087598	21/11/24	The Trustee for Sportsworld Unit Trust T/A Sportsworld of WA	Kiosk stock	2,351.90
EF087599	21/11/24	Sprayline Spraying Equipment	Plant and vehicle repairs	980.54
EF087600	21/11/24	St John Ambulance Western Australia Ltd	Staff training, development and support	170.00
EF087601	21/11/24	The Trustee for the O'Grady Family Trust Efficient Site Services	Parks and gardens contract payments	3,294.50
EF087602	21/11/24	Team Global Express Pty Ltd T/A IPEC Pty Ltd	Postage and courier charges	384.68
EF087603	21/11/24	Technology One Ltd	IT network maintenance	4,786.68
EF087604	21/11/24	The Trustee for Rabblement Trust	Library book stock and materials	300.00
EF087605	21/11/24	Moore Enterprises (WA) Pty Ltd T/A Totally Workwear Malaga	Staff uniforms and protective equipment	4,105.54
EF087606	21/11/24	T-Oup	Plant and vehicle parts and materials	165.33
EF087607	21/11/24	Trauma Clean WA	Cleaning services	948.20
EF087608	21/11/24	Turf Care WA Pty Ltd	Garden maintenance	3,857.18
EF087609	21/11/24	Veolia Water Operations Pty Ltd	Parks and gardens materials	962.50
EF087610	21/11/24	Vorgee Pty Ltd	Kiosk stock	2,978.26
EF087611	21/11/24	West Build Products Pty Ltd	Parks and gardens materials	705.14
EF087612	21/11/24	Western Resource Recovery	Waste collection and hygiene services	2,943.75
EF087613	21/11/24	Worklobber Trust and Lindal Family Trust T/A Work Clobber	Staff uniforms and protective equipment	360.00
EF087614	21/11/24	WPC Group Ltd	Labour hire and temporary replacement	4,957.22
EF087615	21/11/24	Zircodata Pty Ltd	Document management and archiving	272.88
EF087616	21/11/24	AFL Sports Ready Ltd	Labour hire and temporary replacement	12,369.54
EF087617	21/11/24	AlintaGas Sales Pty Ltd	Gas usage charges	3,211.15
EF087618	21/11/24	AMS Technology Group Pty Ltd	Building maintenance and services	230.12
EF087619	21/11/24	Andrew Cox and Associates Pty Ltd	Sitting fee	400.00
EF087620	21/11/24	Asphalttech Pty Ltd	Construction and civil works tools and materials	77,871.08
EF087621	21/11/24	Beaver Tree Services Australia Pty Ltd	Garden maintenance	4,887.50
EF087622	21/11/24	Bk Thomas and MZ Thomas	Refund residential verge deposit	1,560.00
EF087623	21/11/24	Blue Print Homes (WA) Pty Ltd	Refund residential verge deposit	1,485.23
EF087624	21/11/24	Bunnings Group Ltd	Engineering works materials	3,209.72
EF087625	21/11/24	CTI5 Pty Ltd T/A CTI Risk Management-Petty Cash	Petty cash reimbursement	308.30
EF087626	21/11/24	Dario Baldassar	Refund rates overpayment	1,345.15
EF087627	21/11/24	Evenflow Irrigation	Parks and gardens contract payments	19,976.00
EF087628	21/11/24	Hays Specialist Recruitment (Aust) Pty Ltd	Labour hire and temporary replacement	7,447.58
EF087629	21/11/24	Meghan P Williams	Refund residential verge deposit	1,560.00
EF087630	21/11/24	North Beach Nominees Pty Ltd T/A Jag Demolition	Refund residential verge deposit	1,560.00
EF087631	21/11/24	Q Design and Construct Pty Ltd	Refund residential verge deposit	1,400.00
EF087632	21/11/24	Shona Zulsdorf	Sitting fee	400.00
EF087633	21/11/24	Simba Textile Mills Pty Ltd	Kiosk stock	1,204.50
EF087634	21/11/24	Synergy	Electricity charges (other than street lighting)	9,368.72
EF087635	21/11/24	Telstra Ltd	Office telephone and communication expenses	28,411.27
EF087636	21/11/24	Wandoo Design and Construction Pty Ltd	Refund residential verge deposit	1,435.00
EF087637	21/11/24	Water Corporation	Water usage charges	5,221.18
EF087638	21/11/24	Zoran and Sanja Brekic	Refund residential verge deposit	1,560.00
EF087639	28/11/24	Activ Foundation	Refund bond	350.00
EF087640	28/11/24	Amy and Nathan Varis	Refund bond	100.00
EF087641	28/11/24	C L Jasinski	Refund rates overpayment	788.78
EF087642	28/11/24	Carers Association of WA Inc	Refund bond	709.12
EF087643	28/11/24	Carol Foley	Youth and seniors community activities	300.00
EF087644	28/11/24	Christian Gianatti	Refund residential verge deposit	1,560.00
EF087645	28/11/24	Cleanaway Pty Ltd	Waste collection and hygiene services	65,670.57
EF087646	28/11/24	Conan Fitness	Refund bond	650.00
EF087647	28/11/24	CTI5 Pty Ltd T/A CTI Risk Management-Petty Cash	Petty cash reimbursement	1,439.15
EF087648	28/11/24	Daniele Ciapponi	Refund crossover	1,355.55
EF087649	28/11/24	Elizabeth Narkle T/A Koolangkas Kreate	Sitting fee	200.00
EF087650	28/11/24	Emily Murray	Refund swimming lessons	72.00
EF087651	28/11/24	Filipino Community Council of WA Inc	Refund bond	1,000.00
EF087652	28/11/24	Gergana Vladeva	Refund development application fee	295.00
EF087653	28/11/24	Glen Hollen	Refund swimming lessons	72.00
EF087654	28/11/24	J M Valentinne	Refund rates overpayment	719.18
EF087655	28/11/24	Jared Hadfield	Refund bond	1,000.00
EF087656	28/11/24	Julia Hendley	Staff allowances and reimbursements	159.12
EF087657	28/11/24	Julie Ambrosi	Refund swimming lessons	88.00
EF087658	28/11/24	Laura Margaret Haley	Refund bond	709.00
EF087659	28/11/24	Lauren Biagioni	Cloth nappy rebate	100.00
EF087660	28/11/24	M and W Green	Refund residential verge deposit	1,485.23
EF087661	28/11/24	Michael Hardwick	Refund rates overpayment	519.79
EF087662	28/11/24	Neighbourhood Watch Asian Community Services Inc.	Refund bond	1,000.00
EF087663	28/11/24	Paul and Holly Scott	Refund residential verge deposit	1,560.00
EF087664	28/11/24	Perth Alliance Church (South)	Refund bond	350.00
EF087665	28/11/24	Perth Visual Services	Refund bond	1,000.00
EF087666	28/11/24	Promenade Construction Pty Ltd	Refund residential verge deposit	1,485.23
EF087667	28/11/24	Riflet Hiric	Refund health centre memberships	247.25
EF087668	28/11/24	Russell Brown	Refund crossover	1,291.30
EF087669	28/11/24	Sarah Jane Weston	Community engagement framework	3,025.00
EF087670	28/11/24	Synergy	Electricity charges - street lighting	180,359.31
EF087671	28/11/24	Telstra Ltd	Office telephone and communication expenses	22,651.73
EF087672	28/11/24	Water Corporation	Water usage charges	1,476.09
EF087673	28/11/24	Watutantrige Marina Shehani De Alwis	Refund bond	550.00
EF087674	28/11/24	A.K.C. Pty Ltd T/A Baileys Fertilisers	Garden maintenance	19,842.43
EF087675	28/11/24	A1 Locksmiths	Key / lock services	739.50
EF087676	28/11/24	The Trustee for Wristbands Australia Trust T/A AAC Wristbands Australia Pty Ltd	Kiosk stock	3,690.50
EF087677	28/11/24	Abco Products Pty Ltd	Aquatic chemicals and consumables	211.20
EF087678	28/11/24	Access Icon Pty Ltd T/A Cascada Group	Construction and civil works payments	1,170.40
EF087679	28/11/24	Acclaimed Catering Pty Ltd	Functions and events catering expenses	2,512.40
EF087680	28/11/24	Action Glass and Aluminium	Aquatic maintenance and services	15,415.01
EF087681	28/11/24	ADT Security	Building maintenance and services	263.43
EF087682	28/11/24	Advance Press (2013) Pty Ltd	Professional consultancy services	429.00
EF087683	28/11/24	Adventure Playgrounds Pty Ltd	Equipment purchases	42,328.00
EF087684	28/11/24	AF Coffee Pty Ltd T/A Perth Coffee Express	Functions and events entertainment expenses	310.00
EF087685	28/11/24	AFL Sports Ready Ltd	Labour hire and temporary replacement	1,969.08
EF087686	28/11/24	AL Midland Pty Ltd	Plant and vehicle purchasing	52,946.01
EF087687	28/11/24	AL Morley Pty Ltd	Plant and vehicle repairs	285.00
EF087688	28/11/24	AMS Technology Group Pty Ltd	Building supplies and hardware	6,514.59
EF087689	28/11/24	Anton and Jo Pty Ltd T/A Bayswater News and Lotteries	Memberships and subscriptions	341.02
EF087690	28/11/24	Antonio D'Onofrio	Citizenship expenses	200.00
EF087691	28/11/24	Apaca Aid Incorporated	Parks and gardens contract payments	1,677.50

Reference Payments	Date	Creditor Name	Invoice details	Amount Paid \$
EF087692	28/11/24	Aquamonix Pty Ltd	Parks and gardens reticulation repairs and upgrades	3,353.90
EF087693	28/11/24	Ari Octavia Davis	Functions and events entertainment expenses	400.00
EF087694	28/11/24	Artref Pty Ltd	Printing and graphic design expenses	1,562.81
EF087695	28/11/24	Asphalttech Pty Ltd	Construction and civil works payments	63,813.19
EF087696	28/11/24	Australia Post	Postage and courier charges	7,252.36
EF087697	28/11/24	Australian Reptile Rescue Services Pty Ltd	Pest control	100.00
EF087698	28/11/24	BGC (Australia) Pty Ltd T/A BGC Concrete	Engineering works materials	1,692.68
EF087699	28/11/24	The Trustee for Blackwood Services Unit Trust	IT software/hardware upgrades and replacement	16,433.14
EF087700	28/11/24	Boyan Electrical Services	Electrical installation and repair	19,180.70
EF087701	28/11/24	Bridgestone Aust Ltd	Plant and vehicle parts and materials	773.52
EF087702	28/11/24	Brownes Foods Operations Pty Ltd	Staff amenities	111.80
EF087703	28/11/24	Burnings Group Ltd	Engineering works materials	2,498.22
EF087704	28/11/24	Capitol Recycling	Street sweeping	10,744.80
EF087705	28/11/24	CLASesoft Pty Ltd	Memberships and subscriptions	1,138.94
EF087706	28/11/24	Claudia Boehm T/A Next Door Crafties	Youth and seniors community activities	500.00
EF087707	28/11/24	CNW Pty Ltd	Parks and gardens materials	5,345.96
EF087708	28/11/24	Contra-flow Pty Ltd	Traffic management	12,329.47
EF087709	28/11/24	Corsign WA Pty Ltd	Signage and banners	6,401.60
EF087710	28/11/24	Country Club International Pty Ltd	Parks and gardens materials	422.72
EF087711	28/11/24	Craig Woolley	Staff allowances and reimbursements	192.64
EF087712	28/11/24	Cromag Pty Ltd T/A Sigma Chemicals and Telford Industries	Parks and gardens materials	2,382.60
EF087713	28/11/24	Daine Batchelor T/A Tintworks Morley	Plant and vehicle repairs	385.00
EF087714	28/11/24	Dekk RTP Pty Ltd	Plant and vehicle parts and materials	548.90
EF087715	28/11/24	Design Right Pty Ltd	Civil works design and technical support	10,835.00
EF087716	28/11/24	Direct Communications Pty Ltd	Plant and vehicle repairs	1,273.69
EF087717	28/11/24	Dowsing Group Pty Ltd	Construction and civil works payments	7,626.85
EF087718	28/11/24	E Fire and Safety	Fire suppression and alarm monitoring	12,641.65
EF087719	28/11/24	Eastern Merchant Pty Ltd T/A Maylands Park Lottery Centre and News Agency	Memberships and subscriptions	396.26
EF087720	28/11/24	Eastern Metropolitan Regional Council	Waste collection and hygiene services	70,250.21
EF087721	28/11/24	Educated by Nature Pty Ltd	Marketing and promotional material	1,227.05
EF087722	28/11/24	Elyse Rhiannon Crane	Printing and graphic design expenses	1,650.00
EF087723	28/11/24	Environment House Inc.	Environmental health services and supplies	2,272.40
EF087724	28/11/24	Environmental Industries Pty Ltd	Parks and gardens contract payments	5,543.58
EF087725	28/11/24	Epic Catering and Events Services Pty Ltd	Functions and events catering expenses	1,386.00
EF087726	28/11/24	Europcar WA	Plant and vehicle parts and materials	774.90
EF087727	28/11/24	Eventflow Irrigation	Construction and civil works payments	10,032.00
EF087728	28/11/24	Exbo Signage and Digital Pty Ltd T/A Bokay Signage	Plant and vehicle repairs	1,373.70
EF087729	28/11/24	Farmarama Pty Ltd	Parks and gardens materials	2,354.00
EF087730	28/11/24	Flexi Staff Group Pty Ltd	Labour hire and temporary replacement	3,748.80
EF087731	28/11/24	Garden Care West (WA)	Parks and gardens contract payments	528.00
EF087732	28/11/24	Garrards Pty Ltd	Environmental health services and supplies	8,039.57
EF087733	28/11/24	Gatecrasher Advertising Pty Ltd	Marketing and promotional material	8,985.06
EF087734	28/11/24	GFG Temporary Assist	Labour hire and temporary replacement	16,504.95
EF087735	28/11/24	Hames Shanley (WA) Pty Ltd	Professional consultancy services	10,450.00
EF087736	28/11/24	Hays Specialist Recruitment (Aust) Pty Ltd	Labour hire and temporary replacement	11,438.55
EF087737	28/11/24	Hi Tech Sports Pty Ltd	Minor equipment purchase	437.36
EF087738	28/11/24	Hydroquip Pumps and Irrigation Pty Ltd	Parks and gardens contract payments	25,632.79
EF087739	28/11/24	Insight Enterprises Australia Pty Ltd	Software maintenance	30,674.34
EF087740	28/11/24	Inst of Public Works Engineering Australasia Ltd	Staff training, development and support	715.00
EF087741	28/11/24	Intelife Group Ltd	Building maintenance and services	2,297.51
EF087742	28/11/24	IPA By Synergie Pty Ltd	Labour hire and temporary replacement	3,759.34
EF087743	28/11/24	IWM (PBH) Pty Ltd T/A Perth Bin Hire	Street sweeping	2,015.42
EF087744	28/11/24	Ixom Operations Pty Ltd	Aquatic chemicals and consumables	4,286.41
EF087745	28/11/24	J Blackwood and Son Pty Ltd T/A Blackwoods Atkins	Minor equipment purchase	12,536.30
EF087746	28/11/24	JB Hi-Fi Group Pty Ltd	Construction and civil works tools and materials	759.00
EF087747	28/11/24	The Trustee for JP Unit Trust T/A John Papas Trailers (Aust) Pty Ltd	Plant and vehicle purchasing	4,502.90
EF087748	28/11/24	Judroc Pty Ltd T/A The Watershed Water Systems	Parks and gardens reticulation repairs and upgrades	3,814.58
EF087749	28/11/24	The Trustee for Dobson Family Trust T/A KBD WA Pty Ltd 3.8 Bayside	Grants and funding	500.00
EF087750	28/11/24	Kelway Whelan Holdings Pty Ltd T/A Perth is OK	Marketing and promotional material	5,544.55
EF087751	28/11/24	Kelyn Training Services	Staff training, development and support	1,800.00
EF087752	28/11/24	Kilmore Group Pty Ltd T/A Timberbuilt AU	Construction and civil works payments	35,037.82
EF087753	28/11/24	K-Line Fencing Group	Garden maintenance	10,997.25
EF087754	28/11/24	Landgate	Title search	910.17
EF087755	28/11/24	Leonie Helen Thompson T/A The Poster Girls	Marketing and promotional material	96.80
EF087756	28/11/24	Les Mills Australia	Memberships and subscriptions	2,452.87
EF087757	28/11/24	Linemarking WA Pty Ltd	Construction and civil works payments	290.95
EF087758	28/11/24	Living Turf	Parks and gardens materials	8,174.10
EF087759	28/11/24	Lobel Group Pty Ltd	Equipment hire	3,896.75
EF087760	28/11/24	Mader Contracting Pty Ltd	Labour hire and temporary replacement	15,691.50
EF087761	28/11/24	Marketforce Pty Ltd	Professional consultancy services	4,333.22
EF087762	28/11/24	Max and Claire Pty Ltd T/A Ergolink	Minor equipment purchase	550.75
EF087763	28/11/24	Maxwell Robinson and Phelps	Pest control	1,315.45
EF087764	28/11/24	Maylands Sports and Recreation Club Inc.	Refund of grant	9,000.00
EF087765	28/11/24	McLeods Lawyers Pty Ltd	Legal expenses and court costs	26,344.99
EF087766	28/11/24	MDM Entertainment Pty Ltd	Library book stock and materials	109.77
EF087767	28/11/24	Merchandising Libraries Pty Ltd	Library book stock and materials	296.12
EF087768	28/11/24	Midland Brick Pty Ltd	Construction and civil works tools and materials	7,023.28
EF087769	28/11/24	Milton Pty Ltd T/A Classic Hire	Equipment hire	3,758.33
EF087770	28/11/24	Mintertellicon	Staff training, development and support	7,831.56
EF087771	28/11/24	Morley Mower Centre	Plant and vehicle repairs	1,146.75
EF087772	28/11/24	The Trustee for the Ingwelala Trust T/A Westoz Food Distributors	Kiosk stock	1,022.70
EF087773	28/11/24	Natural Area Holdings Pty Ltd	Parks and gardens plants and trees	3,920.40
EF087774	28/11/24	Nestle Australia Ltd	Kiosk stock	139.70
EF087775	28/11/24	Officeasy Pty Ltd T/A McLermans Business Base	Building supplies and hardware	66.00
EF087776	28/11/24	Omnicom Media Group Australia Pty Ltd	Advertising public notices	5,385.14
EF087777	28/11/24	The Trustee for the Parker Black and Forrest Unit Trust Parker Black and Forrest Unit Trust	Depot stores and consumables	1,511.73
EF087778	28/11/24	Perquiro Consulting Pty Ltd As Trustee For Perquiro Consulting Trust	Professional consultancy services	1,045.00
EF087779	28/11/24	Perth Expo Holdings Pty Ltd and Concept Exhibitions Unit Trust Perth Expo Hire	Equipment hire	12,270.18
EF087780	28/11/24	Perth Sail Shades and Umbrellas	Building maintenance and services	375.10
EF087781	28/11/24	Porter Consulting Engineers	Professional consultancy services	3,245.00
EF087782	28/11/24	Prenax Pty Ltd	Memberships and subscriptions	8,384.48
EF087783	28/11/24	Prestige Property Maintenance Pty Ltd	Parks and gardens contract payments	36,407.01
EF087784	28/11/24	Product Recovery Industries Pty Ltd	Tipping fee	1,424.50
EF087785	28/11/24	Programmed Skilled Workforce Ltd	Labour hire and temporary replacement	6,479.62
EF087786	28/11/24	Promotion Products Pty Ltd	Printing and graphic design expenses	1,971.30
EF087787	28/11/24	The Trustee for Alba Unit Trust T/A Quality Press	Printing and graphic design expenses	2,978.80
EF087788	28/11/24	Randstad Pty Ltd	Labour hire and temporary replacement	3,259.56
EF087789	28/11/24	Reece Australia Pty Ltd T/A Reece Plumbing	Building supplies and hardware	49.63
EF087790	28/11/24	Refresh Waters Pty Ltd	Food and drinks	110.00
EF087791	28/11/24	Relationships Australia Western Australia	Staff training, development and support	1,408.00
EF087792	28/11/24	Rentokil Initial Pty Ltd	Building maintenance and services	2,980.92
EF087793	28/11/24	GPC Asia Pacific Pty Ltd T/A Repco	Plant and vehicle repairs	943.03
EF087794	28/11/24	Rosmetch Sales and Service Pty Ltd	Plant and vehicle parts and materials	14,119.00
EF087795	28/11/24	Roy Galvin and Co. Pty Ltd T/A Galvins Plumbing Supplies	Construction and civil works tools and materials	4,461.41
EF087796	28/11/24	Royal Life Saving Society	Staff training, development and support	785.80
EF087797	28/11/24	Rubek Automatic Doors	Building maintenance and services	416.90
EF087798	28/11/24	Scott Printers Pty Ltd	Printing and graphic design expenses	408.10
EF087799	28/11/24	Floorcraft	Building maintenance and services	660.00
EF087800	28/11/24	Soils Aint Soils Pty Ltd	Parks and gardens materials	751.50
EF087801	28/11/24	Sonic Health Plus Pty Ltd	Medical services and materials	2,355.10
EF087802	28/11/24	Source Machinery Pty Ltd	Plant and vehicle purchasing	87,835.00
EF087803	28/11/24	Speeco Australia Pty Ltd	Kiosk stock	5,573.70
EF087804	28/11/24	Slate Wide Turf Services	Parks and gardens contract payments	43,075.84
EF087805	28/11/24	Partout Pty Ltd T/A Statewide Bearings Group	Plant and vehicle parts and materials	223.14
EF087806	28/11/24	Strata Corporation Pty Ltd T/A Stratagreen	Parks and gardens materials	1,604.21
EF087807	28/11/24	Halkot Pty Ltd T/A Sussex Industries	Parks and gardens materials	918.50

Reference	Date	Creditor Name	Invoice details	Amount Paid
Payments				
EF087808	28/11/24	The Trustee for the O'Grady Family Trust Efficient Site Services	Parks and gardens contract payments	17,562.60
EF087809	28/11/24	Syrinx Environmental Pty Ltd	Professional consultancy services	126,565.46
EF087810	28/11/24	The Trustee for Silverspring Trust T/A T J Depiazzi and Sons	Engineering works materials	6,185.91
EF087811	28/11/24	Talis Consultants	Professional consultancy services	3,571.70
EF087812	28/11/24	Team Global Express Pty Ltd T/A IPEC Pty Ltd	Postage and courier charges	385.10
EF087813	28/11/24	Techworks Plumbing Pty Ltd Techworks Plumbing Pty Ltd	Building maintenance and services	12,752.78
EF087814	28/11/24	The Nappy Guru	Marketing and promotional material	450.00
EF087815	28/11/24	T.M Coghill and J Reeves T/A Technologically Speaking	Youth and seniors community activities	330.00
EF087816	28/11/24	The Trustee for Story Family Trust T/A Steve's Sand Sifting for Playground Services	Parks and gardens contract payments	6,039.73
EF087817	28/11/24	The Trustee for the Cavalino Trust T/A Di Candillo Steel City	Plant and vehicle parts and materials	869.20
EF087818	28/11/24	The Trustee for the Jansen Gray Family Trust T/A Geoff's Tree Services Pty Ltd	Parks and gardens tree pruning and associated services	22,895.40
EF087819	28/11/24	The Trustee for the Reef Unit Trust T/A Blue Tang (WA) Pty Ltd	Professional consultancy services	1,320.00
EF087820	28/11/24	Tool Kit Depot	Minor equipment purchase	3,918.42
EF087821	28/11/24	Toro Australia Group Sales Pty Ltd	Plant and vehicle parts and materials	346.27
EF087822	28/11/24	T-Quip	Plant and vehicle parts and materials	1,374.50
EF087823	28/11/24	Unilever Australia Ltd	Kiosk stock	1,165.25
EF087824	28/11/24	Urban Development Inst of Aust (WA) Division	Staff training, development and support	552.00
EF087825	28/11/24	Urban Resources Pty Ltd	Parks and gardens materials	8,106.00
EF087826	28/11/24	Urbaqua Ltd	Professional consultancy services	4,323.00
EF087827	28/11/24	Vaughn J McGuire	Citizenship expenses	605.00
EF087828	28/11/24	Veolia Recycling and Recovery Pty Ltd	Environmental health services and supplies	128.38
EF087829	28/11/24	Viking Rentals	Cleaning services	647.90
EF087830	28/11/24	WA Building Services (WABS) Pty Ltd T/A Midnight Anytime Blinds WA	Equipment purchases	13,516.00
EF087831	28/11/24	WA Hino Sales and Service	Plant and vehicle repairs	5,273.60
EF087832	28/11/24	WC Convenience Management Pty Ltd T/A WC Innovations	Building maintenance and services	3,014.99
EF087833	28/11/24	Western Australia Police Force	Volunteer reimbursements and expenses	18.00
EF087834	28/11/24	Westworks Group	Garden maintenance	22,225.50
EF087835	28/11/24	Winc Australia Pty Ltd	Rise materials and consumables	7,901.55
EF087836	28/11/24	Woolworths Group Limited	Kiosk stock	303.26
EF087837	28/11/24	Workpower Inc	Garden maintenance	34,907.79
EF087838	28/11/24	WPC Group Ltd	Labour hire and temporary replacement	1,842.89
EF087839	28/11/24	Zornitsa Krasteva Damatova	Youth and seniors community activities	650.00
				5,445,553.82
Cancelled Payments				
EF087384	29/11/24	Bayswater Women's Hub Inc		-3,000.00
EF087665	29/11/24	Perth Visual Services		-1,000.00
				-4,000.00

City of Bayswater

List of Payment - Aged

for the period 1 November 2024 to 30 November 2024

<i>Reference Payments</i>	<i>Date</i>	<i>Creditor Name</i>	<i>Invoice details</i>	<i>Amount Paid</i> \$
EF087251	07/11/24	Fresh Fields Management (Mertome Village) Pty Ltd	Management fee	11,133.38
				<hr/> 11,133.38

City of Bayswater

List of Payment - Trust

for the period 1 November 2024 to 30 November 2024

<i>Reference</i>	<i>Date</i>	<i>Creditor Name</i>	<i>Invoice details</i>	<i>Amount Paid</i>
Payments				\$
EF087380	07/11/24	Admir and Urszula Helac	Refund bond	5,000.00
EF087542	14/11/24	Department of Mines, Industry Regulation and Safety	Building services levy	32,859.87
EF087543	14/11/24	Selina Kwok	Refund crossover	825.00
EF087840	28/11/24	Construction Training Fund	Construction training fund levy	8,110.86
				<hr/>
				46,795.73

City of Bayswater

Corporate Credit Card Transactions

For the period 30 October 2024 to 28 November 2024

Date	Supplier	Description	Amount \$
Chief Executive Officer			
13/11/24	Shark Bay Fuel	Fuel and oil expenses	205.00
18/11/24	West Australian Newspapers Ltd	Memberships and subscriptions	96.00
19/11/24	Liberty Oil Cataby	Fuel and oil expenses	100.00
22/11/24	Coles Supermarkets Australia Pty Ltd	Functions and events catering expenses	50.50
		Card Total	451.50
Director Community Services			
04/11/24	Department of Justice	Fees and charges	189.00
05/11/24	Create Send	Marketing and promotional material	438.90
06/11/24	Twilio	Marketing and promotional material	138.09
08/11/24	Reconciliation WA	Memberships and subscriptions	1,650.00
12/11/24	Pride Western Australia Inc	Functions and events site setup expenses	(400.00)
18/11/24	Eventbrite	Marketing and promotional material	15.00
		Card Total	2,030.99
Director Corporate Services			
04/11/24	Coles Supermarkets Australia Pty Ltd	Functions and events catering expenses	889.85
08/11/24	Meta Platforms Ireland Ltd T/A Facebook	Memberships and subscriptions	1,250.00
13/11/24	Meta Platforms Ireland Ltd T/A Facebook	Marketing and promotional material	545.98
19/11/24	Canva Space	Memberships and subscriptions	164.99
20/11/24	Australia Reporting Awards	Fees and charges	720.00
25/11/24	Microsoft	Memberships and subscriptions	246.84
27/11/24	La Vita Café	Functions and events catering expenses	8.10
		Card Total	3,825.76
Director Infrastructure & Assets			
30/10/24	Pride Western Australia Inc	Functions and events site setup expenses	576.00
07/11/24	Western Power	Fees and charges	498.91
07/11/24	Western Power	Fees and charges	498.91
07/11/24	Institute of Public Works Engineering Australia	Memberships and subscriptions	330.00
08/11/24	Expotrade Australia Pty Ltd	Conference expenses	1,175.21
11/11/24	Fastfield	Fees and charges	30.82
		Card Total	3,109.85
		Grand Total	9,418.10

City of Bayswater

List of Corporate Purchase Card Transactions for the period 1 November 2024 to 30 November 2024

Date	Description	Amount \$
Bunnings Group Ltd		
4470		
15/10/24	Construction and civil works tools and materials	6.87
31/10/24	Construction and civil works tools and materials	15.98
31/10/24	Cleaning supplies	8.46
	Sub Total	<u>31.31</u>
3292		
10/10/24	Construction and civil works tools and materials	348.78
10/10/24	Construction and civil works tools and materials	357.49
14/10/24	Construction and civil works tools and materials	18.76
15/10/24	Construction and civil works tools and materials	18.08
15/10/24	Construction and civil works tools and materials	57.87
16/10/24	Construction and civil works tools and materials	49.47
16/10/24	Construction and civil works tools and materials	62.38
24/10/24	Construction and civil works tools and materials	63.13
29/10/24	Construction and civil works tools and materials	6.10
30/10/24	Construction and civil works tools and materials	57.88
	Sub Total	<u>1,039.94</u>
9176		
08/10/24	Construction and civil works tools and materials	25.90
08/10/24	Construction and civil works tools and materials	186.81
10/10/24	Construction and civil works tools and materials	189.25
11/10/24	Construction and civil works tools and materials	93.96
15/10/24	Construction and civil works tools and materials	46.81
15/10/24	Construction and civil works tools and materials	70.90
16/10/24	Construction and civil works tools and materials	100.98
16/10/24	Construction and civil works tools and materials	75.05
17/10/24	Construction and civil works tools and materials	52.35
23/10/24	Construction and civil works tools and materials	69.23
23/10/24	Construction and civil works tools and materials	55.07
24/10/24	Construction and civil works tools and materials	141.40
25/10/24	Construction and civil works tools and materials	30.49
29/10/24	Construction and civil works tools and materials	106.35
29/10/24	Construction and civil works tools and materials	44.65
30/10/24	Construction and civil works tools and materials	27.17
31/10/24	Construction and civil works tools and materials	294.12
31/10/24	Construction and civil works tools and materials	240.04
05/11/24	Building supplies and hardware	63.69
	Sub Total	<u>1,914.22</u>
2706		
24/10/24	Aquatic maintenance and services	329.93
01/11/24	Aquatic maintenance and services	159.03
	Sub Total	<u>488.96</u>
5762		
08/10/24	Parks and gardens materials	12.64
21/10/24	Engineering works materials	15.65

Date	Description	Amount \$
24/10/24	Engineering works materials	323.16
24/10/24	Staff uniforms and protective equipment	190.62
24/10/24	Engineering works materials	30.45
30/10/24	Engineering works materials	28.25
31/10/24	Engineering works materials	37.40
05/11/24	Engineering works materials	124.22
	Sub Total	<u>762.39</u>
5719		
09/10/24	Aquatic chemicals and consumables	307.75
	Sub Total	<u>307.75</u>
3169		
23/10/24	Environmental services and supplies	43.83
23/10/24	Environmental services and supplies	306.95
	Sub Total	<u>350.78</u>
8394		
07/10/24	Construction and civil works tools and materials	30.24
08/10/24	Construction and civil works tools and materials	62.40
16/10/24	Construction and civil works tools and materials	56.36
17/10/24	Construction and civil works tools and materials	93.22
22/10/24	Construction and civil works tools and materials	14.73
23/10/24	Construction and civil works tools and materials	0.88
24/10/24	Construction and civil works tools and materials	11.93
28/10/24	Construction and civil works tools and materials	65.11
01/11/24	Construction and civil works tools and materials	96.68
04/11/24	Building supplies and hardware	49.86
	Sub Total	<u>481.41</u>
4766		
22/10/24	Parks and gardens materials	25.73
24/10/24	Engineering works materials	135.90
24/10/24	Engineering works materials	79.33
26/10/24	Engineering works materials	70.67
29/10/24	Parks and gardens materials	45.47
29/10/24	Parks and gardens materials	119.69
29/10/24	Parks and gardens materials	54.36
29/10/24	Parks and gardens materials	67.95
30/10/24	Parks and gardens materials	47.04
01/11/24	Minor equipment purchase	54.10
01/11/24	Parks and gardens materials	42.16
05/11/24	Parks and gardens materials	120.92
	Sub Total	<u>863.32</u>
0125		
23/10/24	Minor equipment purchase	101.66
	Sub Total	<u>101.66</u>
6649		
22/10/24	Aquatic maintenance and services	27.26
29/10/24	Aquatic maintenance and services	319.85
05/11/24	Minor equipment purchase	87.37
	Sub Total	<u>434.48</u>
8073		
07/10/24	Construction and civil works tools and materials	30.21
09/10/24	Construction and civil works tools and materials	5.84

Date	Description	Amount \$
10/10/24	Construction and civil works tools and materials	15.83
10/10/24	Construction and civil works tools and materials	30.00
14/10/24	Construction and civil works tools and materials	68.95
17/10/24	Construction and civil works tools and materials	53.29
21/10/24	Construction and civil works tools and materials	282.15
23/10/24	Construction and civil works tools and materials	21.18
24/10/24	Construction and civil works tools and materials	68.10
25/10/24	Construction and civil works tools and materials	74.47
28/10/24	Building maintenance and services	213.29
28/10/24	Building maintenance and services	18.52
30/10/24	Construction and civil works tools and materials	94.05
31/10/24	Construction and civil works tools and materials	23.86
31/10/24	Construction and civil works tools and materials	9.70
	Sub Total	1,009.44
0999		
08/10/24	Engineering works materials	42.78
09/10/24	Engineering works materials	55.12
14/10/24	Construction and civil works tools and materials	24.12
14/10/24	Construction and civil works tools and materials	46.63
16/10/24	Construction and civil works tools and materials	81.21
21/10/24	Construction and civil works tools and materials	12.24
04/11/24	Building supplies and hardware	14.86
04/11/24	Building supplies and hardware	67.90
	Sub Total	344.86
0099		
17/09/24	Environmental services and supplies	37.89
18/09/24	Environmental services and supplies	92.70
18/09/24	Environmental services and supplies	58.58
20/09/24	Environmental services and supplies	39.87
20/09/24	Environmental services and supplies	16.13
02/10/24	Environmental health services and supplies	408.00
10/10/24	Environmental services and supplies	413.59
	Sub Total	1,066.76
Bunnings Group Ltd Total		9,197.28
BP Australia Pty Ltd		
0116		
01/10/24	Fuel and oil for council fleet	49.01
08/10/24	Fuel and oil for council fleet	59.21
15/10/24	Fuel and oil for council fleet	53.01
22/10/24	Fuel and oil for council fleet	52.39
29/10/24	Fuel and oil for council fleet	60.10
	Sub Total	273.72
0124		
01/10/24	Fuel and oil for council fleet	79.00
03/10/24	Fuel and oil for council fleet	66.29
	Sub Total	145.29
0223		
12/10/24	Fuel and oil for council fleet	58.79
	Sub Total	58.79
0165		

Date	Description	Amount \$
30/09/24	Fuel and oil for council fleet	102.44
06/10/24	Fuel and oil for council fleet	98.98
18/10/24	Fuel and oil for council fleet	107.08
25/10/24	Fuel and oil for council fleet	96.55
	Sub Total	405.05
0207		
30/09/24	Fuel and oil for council fleet	50.39
06/10/24	Fuel and oil for council fleet	58.29
12/10/24	Fuel and oil for council fleet	58.14
19/10/24	Fuel and oil for council fleet	60.30
25/10/24	Fuel and oil for council fleet	64.03
30/10/24	Fuel and oil for council fleet	51.61
	Sub Total	342.76
0231		
18/10/24	Fuel and oil for council fleet	221.25
	Sub Total	221.25
0199		
26/10/24	Fuel and oil for council fleet	100.04
	Sub Total	100.04
2547		
04/10/24	Fuel and oil for council fleet	46.27
11/10/24	Fuel and oil for council fleet	64.90
20/10/24	Fuel and oil for council fleet	58.82
29/10/24	Fuel and oil for council fleet	60.58
	Sub Total	230.57
0090		
05/10/24	Fuel and oil for council fleet	189.75
16/10/24	Fuel and oil for council fleet	157.60
24/10/24	Fuel and oil for council fleet	105.14
	Sub Total	452.49
	BP Australia Pty Ltd Total	2,229.96
	Grand Total	11,427.24

Note: The above payments have been included in payments from the Municipal Account.

City of Bayswater
Electronic Fund Transfers
for the period 1 November 2024 to 30 November 2024

Date	Description	Amount
Municipal Account		\$
05/11/24	New term deposit	3,100,000.00
05/11/24	Wages	1,105.75
05/11/24	NAB transact fee	319.90
05/11/24	NAB transact fee	76.50
05/11/24	NAB transact fee	12.60
05/11/24	NAB transact fee	0.70
12/11/24	New term deposit	1,300,000.00
13/11/24	Wages	1,080,023.87
14/11/24	NAB batch fee	0.84
15/11/24	Account fee	45.39
19/11/24	New term deposit	1,000,000.00
27/11/24	Wages	1,087,778.19
29/11/24	Wages	3,602.22
29/11/24	NAB merchant fee	2,604.28
29/11/24	NAB merchant fee	1,672.79
29/11/24	NAB merchant fee	1,221.95
29/11/24	NAB merchant fee	328.35
29/11/24	NAB merchant fee	208.59
29/11/24	NAB merchant fee	60.00
29/11/24	NAB merchant fee	40.00
29/11/24	NAB Bpay fee	1,265.55
		7,580,367.47
Aged Persons Homes Account		
15/11/2024	Account fee	0.10
		0.10
Total		7,580,367.57

Tender 22 - 2024 Maylands Lakes Water Treatment Facility

Responsible Branch:	Project Services
Responsible Directorate:	Infrastructure and Assets
Authority/Discretion:	Executive/Strategic
Voting Requirement:	Simple Majority Required
Refer:	Item 10.3.1: OCM 27.08.2024 Item 13.1: OCM 23.07.2024 Item 10.3.1: OCM 30.04.2024 Item 10.3.3: OCM 12.12.2023

SUMMARY

For Council to consider submissions received for Tender 22-2024, Maylands Lakes Water Treatment Facility – Design, Construct and Operate.

The total value of the tendered work exceeds the Chief Executive Officer’s delegated authority limit of \$250,000 and is therefore presented to Council for consideration.

OFFICER'S RECOMMENDATION

That Council:

1. **Notes the tender submissions received in response to *RFT 22-2024 Maylands Lakes Water Treatment Facility - Design, Construct and Operate*.**
2. **Requests the Chief Executive Officer to:**
 - (a) **Undertake further analysis of the efficacy and costs of the tender submissions from RAPAW Pty Ltd and Altrum Pty Ltd trading as Engineered Efficiency.**
 - (b) **Advise the remaining tender submissions they are not successful.**
 - (c) **Provide a report to Council on the outcome by March 2025.**
3. **Refers information received from RAPAW Pty Ltd and Altrum Pty Ltd trading as Engineered Efficiency through the ‘Pumps and Filtration’ tender process to the Scientific Advisory Panel, to aid in the preparation of the Maylands Lakes Environmental Restoration Masterplan.**

BACKGROUND

Maylands Lakes are a series of constructed wetlands located at the southern end of the Maylands Peninsula and are surrounded by the Maylands Peninsula Estate to the east and south, the Maylands Police Complex to the southwest and the Maylands Peninsula Golf Course to the west.

The lakes have persistent water quality issues, with significant remediation challenges. The City’s aim is to investigate solutions to improve water quality, reduce midge and algal blooms, and enhance amenity and access to nature in the area.

At the Ordinary Meeting held on 12 December 2023, in response to an officer’s report about:

- the water quality issues of the Maylands Lake;
- the background of water quality measures previously undertaken; and
- recommendations for a way forward to a more sustainable, ecologically sound, and self-regulating lake system,

Council resolved (in part) as follows:

“4. Requests the Chief Executive Officer to explore the option of using pumps and filtration for Lake Brearley, as a short-medium term action that could be an alternative if the mixing trial does not go ahead.”

At the Ordinary Meeting held on 30 April 2024, in response to an officer’s report about the proposed scope for the preparation of the Maylands Lakes Environmental Restoration Masterplan, Council resolved (in part) as follows:

“1. Endorses the scope for the preparation of the Maylands Lakes Environmental Restoration Masterplan as contained in Attachment 1, with the inclusion of the following additional option:

(a) Mechanical pumping and filtration.

4. Requests the Chief Executive Officer to not progress the water mixing trial.

5. Requests the Chief Executive Officer to call for expressions of interest for the use of pumps and filtration at the Maylands Lakes and provides a report back to Council on the outcomes.”

The intent of this outcome was to investigate an affordable temporary or trial solution that can be implemented in the short-term in order to improve water quality to provide some relief to the surrounding community. Ongoing consideration is also required in the longer term noting any impact that may be relevant to the master planning process. It should be noted that the City has been approached several times by various companies and members of the community advising that there are technologies readily available that are affordable and could be implemented quickly to solve the problems that are being experienced at the Lakes.

At the Ordinary Meeting held on 23 July 2024, Council awarded *Tender 12-2024 Maylands Lakes Environmental Restoration Masterplan Consultancy and Design Services* to Alluvium Consulting Australia Pty Ltd.

Alluvium has completed to date three stages of a seven stage project, including project planning, data review, community engagement and listening sessions. Alluvium is currently considering restoration options prior to developing concept option(s) and design(s).

The project is currently running to plan and is assisted by the Scientific Advisory Panel with concept option(s) due in early 2025.

At the Ordinary Meeting held on 27 August 2024, Council resolved as follows, in response to the officer’s recommendation about the outcome of the EOI:

That Council:

1. Notes information received through the Expression of Interest for Pumps and Filtration will be provided to the Scientific Advisory Panel to aid in the preparation of the Maylands Lakes Environmental Restoration Masterplan.

2. Authorises the Chief Executive Officer to undertake the following:

(a) Invite tenders through a public tender process for the provision of a pump and filtration system at the Maylands Lakes.

(b) Present the outcomes of the invited tender process to Council for consideration.

To implement the Council resolution, the City engaged GHD as technical consultants and McLeods Lawyers to assist in the development of a functional specification and tender documentation to design, construct and operate a pump and filtration system for Maylands Lakes.

Tender 22-2024 Maylands Lakes *Water Treatment Facility - Design, Construct and Operate* was publicly advertised on Tuesday 2 November 2024 in the West Australian, PerthNow, via TenderLink and on the City's website. Respondents to the Maylands Lakes Pumps and Filtration EOI were also notified of the advertised tender.

The City has actioned several measures within the last twelve months to address concerns relating to water quality, midge and overall amenity. Progress updates and measurable outcomes have been published together with ongoing community forums held.

EXTERNAL CONSULTATION

A non-mandatory briefing / site inspection meeting was held at Maylands Lakes with prospective respondents on Monday 18 November 2024.

The shortlisted submissions were distributed to the Scientific Advisory Panel (SAP) prior to their meeting held on 3 December 2024. Panel members were reminded of their obligations in respect to the commercial in confidence nature of the submissions.

OFFICER'S COMMENTS

The tender scope is to design, construct, test, commission, operate and in due course decommission a quality-designed, efficient, and effective water treatment facility for management of algae in the Lakes. The Lakes are defined in the tender documentation as being Lake Bungana and Lake Brearley. Technical data has been provided for both lakes within the tender documentation. The intent of the scope is to treat both lakes. Water quality and the presence of midge is noted to be worse in and around Lake Brearley.

Purchase and lease options were included within the tender.

It is expected that the water treatment facility will treat lake water only. It is also expected that it will manage all waste streams generated, such as removed algal mass, within the constraints of the location. There is no requirement for dredging.

The water treatment facility and associated plant shall meet the following criteria:

- (a) Be functional.
- (b) Apply industry best practices
- (c) Achieve the performance metrics specified
- (d) Minimise disruption to the local community
- (e) Ensure reliable operation by the Contractor
- (f) Ensure reliable maintenance by the Contractor
- (g) Ensure ease of constructability
- (h) Effectively manage all waste streams
- (i) Minimise adverse environmental and community impact
- (j) Comply with all relevant standards, codes and legislations
- (k) Comply with all health and safety legislation
- (l) Provide sufficient vehicular and personnel access for operations and maintenance.

The successful respondent (contractor) will recommend a suitable location for the water treatment facility based on the footprint requirements, its integration requirements and the known site constraints determined from information provided by the City. The site will be confirmed by the City following a technical assessment of the successful contractor's proposal.

Options were available in the price schedule for respondents to either confer ownership of all infrastructure to the City, or lease equipment and then remove it at the end of operations, for periods of up to five years. A third option was also offered for respondents to complete an alternative price structure.

The tender submission period closed at 4:00pm on Wednesday 27 November 2024.

A total of 39 entities accessed the RFT documentation, and seven submissions were received from six respondents prior to the closing date/time, as follows:

1. Altrum Pty Ltd trading as Engineered Efficiency
2. DM Civil Pty Ltd
3. Moerk Water Solutions Asia-Pacific Pty Ltd
4. NewGround Water Services Pty Ltd
5. RAPAW Pty Ltd
6. Waterscapes Australia Pty Ltd compliant and alternative submission

Tenders were initially assessed against the compliance criteria. The submission from Moerk Water was withdrawn from further assessment at this stage due to deficiencies in their submission rendering it non-compliant.

The remaining five submissions were then assessed by the evaluation panel using the following qualitative criteria.

Description	Weighting
Overall suitability and demonstrated understanding of the Principal's requirement	30%
Relevant experience	25%
Respondent's resources	10%
Local business support	5%
Total Qualitative	70%

Price Weighting
30%

Evaluation scores relating to the qualitative criteria are shown in the table below:

Submission	Suitability and understanding 30%	Relevant experience 25%	Respondent's resources 10%	Local business support 5%	Total 70%
RAPAW	15.0	15.0	5.0	1.0	36
Altrum	15.0	15.0	6.0	1.5	37.5
DM Civil	9.0	10.0	6.0	0.5	25.5
NewGround	9.0	10.0	4.0	2.0	25
Waterscapes	9.0	12.5	5.0	1.0	27.5

The majority of submissions received did not fully address a number of key requirements and a significant number of exclusions are noted within the submissions. Exclusions mostly relate to approvals, system design and layout in terms of which lakes are to be treated, plant location and core utility requirements such as power, water and waste disposal.

The qualitative scores are lower than anticipated which is reflective of the range of omissions and exclusions requiring further investigation and clarification. Scores may improve following further investigation and clarifications as required.

Price submissions relating to initial assessment, design, acquisition and installation ranged from \$2.2million to \$30million. Ongoing operational costs were provided as an additional amount equating in some instances as up to \$1million per year (\$85,000 per month). A number of critical cost exclusions were noted.

The submissions were then assessed against the prices offered to undertake the requirements of the RFT. A price schedule was produced including each of the submissions based on one year's operation.

At the conclusion of the qualitative criteria and price analysis, the submissions from RAPAW and Altrum provided the highest ranking.

The City engaged GHD to provide a high-level technical assessment of the capabilities and appropriateness of the technologies proposed within the two shortlisted submissions in meeting the requirements of the RFT. A summary response is provided below:

Altrum – Purchase Option

Offering a Dissolved Air Flotation system capable of treating water at an average flow rate of 12 litres/second which is 1,000 – 1,200m³ per day. The system has been designed to treat Lake Brearley only with provision for future connections to Lake Bungana at additional cost. The system is expected to turn over the water in Lake Brearley within approximately six to eight months. Altrum has conducted a simple mass balance to understand treatment performance and the impact on lake quality. The submission states a removal of 85% Total Suspended Solids and Biovolume. A twelve-month lead in time is stated to be operational (subject to approvals).

Project examples relating to algae removal from lakes in NSW and Port Gregory WA has been provided together with the development of a water treatment system for BHP at their Area C Mine Site in conjunction with Trility.

The submission from Altrum is summarised as having good alignment to the tender objectives with some omissions or minor concerns.

RAPAW – Lease Option

Offering a Mixed Media Filtration system capable of treating water at a flow rate of 22-44 litres/second with a capacity of 2,000 – 4,000m³ per day. The submission states a 90% target to reduce biovolume. Total Suspended Solids was not qualified. The system is designed to treat both Lake Bungana and Lake Brearley. A four month lead in time is stated to be operational (subject to approvals).

No project examples using the stated technology for this purpose has been provided. Removal of algae at Abbott Point Coal Mine and water reclamation at the Uranquinty Power Station has been noted as project examples.

The submission from RAPAW is summarised as having fair alignment to the tender objectives but is presented with omissions and concerns.

Given all the information presented and assessed the City has reservations in recommending either of the shortlisted tender submissions to Council for approval at this time. The submissions at best rate as adequate in all assessments suggesting that there are aspects that require further consideration and/or represent uncertainties to confidently fulfill the requirement of the tender scope.

There are several outstanding matters in each of the shortlisted submissions (e.g. facility location, method of waste disposal) and service supply issues (power and water requirements) which are yet to be definitively resolved. It remains unknown how long they will take to be approved and implemented and importantly, what their additional cost will be.

RFT 22-2024 Maylands Lakes Water Treatment Facility - Design, Construct and Operate, has been undertaken to provide Council with a pump and filtration technology option available to be deployed in Maylands Lakes as a “short-medium term action,” as per the December 2023 resolution if the water mixing trial was not deemed to be appropriate.

Council resolved to not progress the water mixing trial at the April 2024 Ordinary Meeting and instead proceeded with an expression of interest (EOI) process for pumps and filtration, the results of which were noted by Council at the August 2024 Ordinary Meeting, and the City was requested to proceed with an open tender process for pumps and filtration (RFT 22-2024).

The City now has two shortlisted tender submissions which potentially could meet the scope of the RFT. If either submission is accepted by Council, they will not be operational for at least six months and probably closer to twelve months, until the equipment is developed, deployed, and commissioned.

There are several key requirements that currently remain unresolved and require further investigation and or clarification. Accepting any submission at this point in time presents a high financial and reputational risk to Council. Further due diligence is required in order to reduce risk exposure. Given the current summer holiday period this process is likely to take 8 – 12 weeks.

LEGISLATIVE COMPLIANCE

The tender process has met the requirements of section 3.57 the *Local Government Act 1995* and regulations 14 – 16 of the *Local Government (Functions and General) Regulations 1996*.

RISK MANAGEMENT CONSIDERATION

The table below shows the level of risk for each impact category if the Council does not adopt the officer’s recommendation.

Impact Category	Appetite	Risk Rating
Workplace, Health and Safety	Low	Low
Financial	Medium	High
Reputation and Stakeholders	Medium	High
Service Delivery	Medium	Medium
Environment	Low	Medium
Governance and Compliance	Low	Low
Strategic Risk	SR02 - Failure to strategically plan, deliver and maintain infrastructure and assets. SR03 - Council plans, decision making process and/or activities fail to invest in the management, protection and improvement of its natural environment.	

FINANCIAL IMPLICATIONS

The estimated financial implications of accepting either of the shortlisted tender submissions is expected to be:

- Capital expenditure (including design and installation) \$3million
- Annual operating expenditure (including servicing and waste disposal) \$1million.

The provision of a pumps and filtration water treatment facility at Maylands Lakes is currently unbudgeted. Should Council wish to approve a tender submission a transfer of funding from appropriate reserves will be required.

STRATEGIC IMPLICATIONS

In accordance with the City of Bayswater Strategic Community Plan 2021-2031, the following applies:

Theme: Community

Goal C1: Create safe and inviting places for people to come together.

Goal C3: Maximise the use of the City's facilities and parks by all sections of the community.

Theme: Environment and Liveability

Goal E5: Protect and enhance the City's natural environment and biodiversity and encourage the community to participate in its protection.

Theme: Leadership and Governance

Goal L2: Plan and deliver projects and services in a sustainable way. Work together to deliver the best outcomes for the community by managing our resources in a financially sustainable way.

CONCLUSION

Six tender submissions have been assessed and shortlisted to two possible solutions. There are several omissions and assumptions noted within the submissions. Key considerations such as approvals, placement, utility supply, system design in terms of which lakes to be treated and waste disposal require further assessment and clarification.

Accepting any submission now presents a high financial and reputational risk to Council. Further due diligence is required to reduce risk exposure.

Neither the expression of interest or request for tender process has identified a temporary system that is easily available to provide proven immediate relief in the short term.

Further clarification is required with the shortlisted respondents to determine how aligned the submissions are in meeting the requirements prescribed within tender scope. Clarification will require liaison with the respondents, utility and other service providers, regulatory authorities and internal City staff to work through all exclusions and omissions. Given the current summer holiday season this is likely to take a number of weeks to complete.

Noting that information is required to be finalised at least three (3) weeks prior to an Ordinary Council meeting any report progressing to the scheduled March 2025 Ordinary Council Meeting will be due by week commencing 3 March 2025. Any report progressing to the February 2025 OCM will be due week commencing 3 February 2025.

Providing an outcome to the February 2025 OCM does not leave sufficient time to fully investigate and clarify all assumptions and omissions if allowing for December / January holiday periods. It is therefore recommended to provide a report to Council on the qualified outcome by March 2025.

Urgent Business Item 13.1 - Australia Day Awards - Citizen Of The Year Award Re-Selection Of Nominee

Responsible Branch:	Community Development
Responsible Directorate:	Community
Authority/Discretion:	Executive/Strategic
Voting Requirement:	Simple Majority Required
Attachments:	<ol style="list-style-type: none"> 1. CONFIDENTIAL REDACTED - Attachment 1 Summary of Nominations Citizen of the Year 2025 [0.3.5.1 - 1 page] 2. CONFIDENTIAL REDACTED - Attachment 2 - Nominations [0.3.5.2 - 26 pages]
Refer:	Item 10.4.4: OCM 19.11.2024 Item 10.4.1: OCM 21.11.2023 Item 10.4.4: OCM 22.11.2022 Item 10.4.6: OCM 23.11.2021

Confidential Attachment(s) in accordance with Section 5.23(2) of the Local Government Act 1995 (WA):

(b) *the personal affairs of any person;*

SUMMARY

At the 19 November 2024 Ordinary Council Meeting, nominations were sought for the 2025 Community Citizen of the Year Award. A nominee was selected however they have declined their acceptance of the award and a new nominee is required to be selected for the award.

Council consideration of the nominations (refer to **Confidential Attachments 1 and 2**) and selection of the award winner is required to determine the Citizen of the Year Award.

OFFICER'S RECOMMENDATION

That Council:

1. **Awards the 2025 City of Bayswater Citizen of the Year to Nominee __ as contained in Confidential Attachment 1 to this Report.**
2. **Notes the City will present the award to the above successful nominee at the Australia Day Citizenship Ceremony to be conducted on 27 January 2025 at the City of Bayswater Civic Centre.**

BACKGROUND

Council at its Ordinary Meeting held 19 November 2024 resolved to select, among other recipients for Australia Day Awards, Nominee C for Citizen of the Year.

Nominee C was made aware of the resolution however they declined their acceptance of the award and a new nominee is required to be selected for the award.

EXTERNAL CONSULTATION

The Australia Day Council of Western Australia (ADCWA) with participating local governments called for public nominations from 1 September 2024 to 31 October 2024 for the Australia Day WA, Community Citizen of the Year Awards. Additionally, the City called for nominations for the Outstanding Women in Leadership award.

Calls for nominations were promoted on the City's website and Facebook page. Additionally, the award opportunities were further promoted by ADCWA across the State on Channel 9, radio station 6PR 882 and via the Community Newspaper Group (except for the Outstanding Women in Leadership award). Local schools, clubs and community groups were also contacted directly and invited to nominate students into all categories.

OFFICER'S COMMENTS

Consistent with previous years, community members could be nominated for the following awards:

- 2025 City of Bayswater Citizen of the Year.
- 2025 City of Bayswater Senior Citizen of the Year.
- 2025 City of Bayswater Youth Citizen of the Year.
- 2025 City of Bayswater Active Citizenship of the Year (group or event).
- 2025 City of Bayswater Outstanding Women in Leadership Award.

Council is required to determine a nominee for the Citizen of the Year Award, Council should have regard to the below eligibility and selection criteria.

Eligibility Criteria

- Nominees should reside or work principally within the local authority making the award.
- Awards may be granted posthumously in recognition of recent achievements.
- Groups of people or couples will not normally be eligible except when meeting the criteria for a community group.
- A person may receive an award on more than one occasion in recognition of their particularly outstanding community contribution or involvement in an alternative initiative.
- Unsuccessful nominees may be nominated in future years.
- Sitting members of Local Government, State and Federal are not eligible.

Selection Criteria

The winners will be judged by Council to have shown active citizenship, and:

- Significant contribution to the local community.
- Demonstrated leadership on a community issue resulting in the enhancement of community life.
- A significant initiative which has brought about positive change and added value to community life, and
- Inspiring qualities as a role model for the community.

Nominations Received

The City of Bayswater received five nominations, with the previously selected nominee declining the award. Council now have four nominations to select from.

- 2025 Citizen of the Year – four nominees.

The complete nomination forms and supporting information are included as **Confidential Attachments 1 and 2** to this report.

LEGISLATIVE COMPLIANCE

Not applicable.

RISK MANAGEMENT CONSIDERATION

Impact Category	Appetite	Risk Rating
Workplace, Health and Safety	Low	Low
Financial	Medium	Low
Reputation and Stakeholders	Medium	Medium
Service Delivery	Medium	Low
Environment	Low	Low
Governance and Compliance	Low	Low
Strategic Risk	SR01 – Inability to plan, provide and support socially connected, healthy and safe neighbourhoods.	

FINANCIAL IMPLICATIONS

The following financial implications are applicable:

Item 1: Australia Day WA, Community Citizen of the Year Awards and Outstanding Women in Leadership Award

Asset Category: N/A **Source of Funds:** Municipal

LTFP Impacts: N/A

Notes: Item 1 relates to fees (\$692.73) paid to ADCWA for promotion of awards, medallions and certificates signed by the Governor, and funding available for the purchase of medallion for the Outstanding Women in Leadership Award (\$150).

ITEM NO.	CAPITAL / UPFRONT COSTS (\$)	ONGOING COSTS (\$) ANNUAL		INCOME (\$)	ASSET LIFE (YEARS)	WHOLE OF LIFE COSTS (\$)	CURRENT BUDGET (\$)
		MATERIALS & CONTRACT	STAFFING				
1	\$700	N/A	\$800	N/A	N/A	N/A	\$700

STRATEGIC IMPLICATIONS

In accordance with the City of Bayswater Strategic Community Plan 2021-2031, the following applies:

Theme: Community

Goal C4: Empower the community by helping them develop social connections

The award nominations process encourages the community to develop social connections through enhanced community participation. The presentation of the awards of the chosen nominees creates a strong sense of community and acknowledgement.

CONCLUSION

Council consideration is sought on which nominee should be awarded having regard to the nominations received.

Urgent Business Item 13.2 - Eastern Metropolitan Regional Council

Responsible Branch:	Governance and Strategy
Responsible Directorate:	Office of the CEO
Authority/Discretion:	Executive/Strategic
Voting Requirement:	Simple Majority Required
Attachments:	Nil
Refer:	Item: 14.1.1 OCM: 19.11.2024 Item: 14.1.2 OCM: 24.09.2024 Item: 9.1.1 SCM: 01.10.2024

REASON FOR CONFIDENTIALITY

This is a CONFIDENTIAL REPORT in accordance with section 5.23(2) of the Local Government Act 1995 (WA), which permits the meeting to be closed to the public for the business relating to:

- (c) a contract entered into, or which may be entered into, by the local government and which relates to a matter to be discussed at the meeting;*
- (d) legal advice obtained, or which may be obtained, by the local government and which relates to a matter to be discussed at the meeting;*
- (e) a matter that if disclosed, would reveal —*
 - (iii) information about the business, professional, commercial or financial affairs of a person,*

OFFICER’S RECOMMENDATION

That the recommendation as contained in the “Confidential Report” be adopted.