City of Bayswater

Healthier Bayswater:
Public Health and Wellbeing Plan 2026-2031

City of
Bayswater

Acknowledgement of Country

Ngalla City of Bayswater kaatanginy baalapa Noongar Boodja baaranginy, Wadjuk moort Noongar moort, boordiar's koora koora, boordiar's ye yay ba boordiar's boordawyn wah.

The City of Bayswater acknowledges the Traditional Custodians of the land, the Whadjuk people of the Noongar nation, and pays its respects to Elders past, present and emerging.

The City extends this acknowledgement to all Aboriginal and Torres Strait Islander peoples who took part in this consultation.

Inclusivity Statement

The City of Bayswater is committed to providing an inclusive, safe and respectful organisation and work environment, free from discrimination, harassment and racism. We recognise the impacts of inequity and discrimination and strive to remove the barriers these create.

We celebrate diversity as a strength within our community. Supporting diversity and operating in an inclusive and respectful manner is central to our values and principles of providing safe, accessible and welcoming services and facilities for the community.

Accessibility

This publication can be found on the City's website. It is available in alternative formats on request, including hard copy in large print or standard print, and electronic format.

我们可以根据要求以其他格式提供此信息。

Possiamo fornire queste informazione in altri formati su richiesta.

Chúng tôi có thể cung cấp thông tin này ở các định dạng khác theo yêu cầu.

The free Translating and Interpreting Service can assist non-English speakers to communicate with the City of Bayswater. To find out more, visit www.tisnational.gov.au or call 131 450.

TIS National 为英语不流利人士提供免费口译服务, 帮助他们跟 贝斯沃特市沟通。如需了解更多有关信息 , 请浏览他们的网站 www.tisnational.gov.au 或致电 131 450。

Il servizio gratuito di traduzione e interpretazione (TIS National) può aiutare chi non parla inglese a comunicare con la città di Bayswater. Per saperne di più, visita il loro sito web www.tisnational.gov.au o chiama il 131 450.

Dịch vụ Biên dịch và Thông dịch (TIS National) miễn phí có thể hỗ trợ những người không nói tiếng Anh giao tiếp với Thành phố Bayswater. Để tìm hiểu thêm, hãy truy cập trang web của họ www.tisnational.gov.au hoặc gọi 131 450.

City of Bayswater

Contents

1. Mayor's Message 4
2. Introduction 4
3. Vision 5
4. Strategic Alignment 5
5. Statutory Framework 6
6. Study Area 6
7. City of Bayswater Community Profile 7
8. Social Determinants of Health 7
9. City of Bayswater Socio-Economic Advantage and Disadvantage 8
10. City of Bayswater's Health and Wellbeing Status 9
11. Bayswater Community Needs 11
12. Community Perceptions and Priorities 11
13. Examination of Data 12
14. Climate Impacts 14
15. Urban Heat Island Effect 15
16. Walkability 16
17. A Snapshot of Key Public Health Achievements 17
18. Development Process 19
19. Implementation Process 19
20. Monitor and Review 20
21. Public Health and Wellbeing Plan Strategies 21
22. Appendix 1 23
23. References 33

1. Mayor's Message

The City of Bayswater has developed this new *Public Health and Wellbeing Plan 2026-2031* with various strategies that are aimed at improving overall health and wellbeing for individuals and the community.

This plan builds upon previous work undertaken by the City through its initial public health and wellbeing plan and aims to continue with a proactive, rather than reactive approach towards public health.

I sincerely thank the community for their involvement and support of the many initiatives and programs delivered through the initial public health and wellbeing plan, as well as the valuable feedback that has helped shape this new plan. I would also like to acknowledge the WA Department of Health for providing important data and guidance to assist the City in identifying public health priorities within the community.

The community is encouraged to get involved in the many initiatives delivered through this plan, so that we can work together to create a "*A healthy, active and connected Bayswater*".

FILOMENA PIFFARETTI
MAYOR

2. Introduction

Public Health is defined as "*the health and wellbeing of the community and the combination of safeguards, policies and programmes designed to protect, maintain, promote and improve the health of individuals and their communities to prevent and reduce the incidence of illness and disability*" (*Public Health Act 2016*).

Local government plays an important role at a local level to support the health and wellbeing of the community. The provision of important services, facilities and local infrastructure can address specific community needs as well as contribute towards quality of life.

The Public Health and Wellbeing Plan (PHWP) has been developed to further improve public health and wellbeing within the City of Bayswater, following consultation with the community and key internal and external stakeholders.

The City's initial PHWP 2019 - 2024 successfully delivered a variety of programs to help improve health and wellbeing within the community. These programs were well attended and received positive feedback, with many participants continuing to engage in ongoing exercise and social groups beyond the life of the programs. The new PHWP builds on the positive outcomes of the initial plan and recognises that overall health and wellbeing includes physical, mental, social and environmental components.

Through evidence-based practices and community engagement, the City has established a framework that promotes an active and inclusive lifestyle for the community. The implementation of this PHWP relies on the proactive involvement and participation of residents, staff and stakeholders to build a connected community where everyone can thrive.

This Plan will undergo annual reviews to ensure it continues to remain relevant and effective and is able to respond to emerging public health concerns.

3. Vision

City of Bayswater Vision

Growing a connected, innovative, sustainable City.

Public Health and Wellbeing Plan Vision

A healthy, active and connected Bayswater

The City of Bayswater Public Health Goals

1. Increase Physical Activity
2. Improve Mental Health and Wellbeing
3. Increase Healthy Eating
4. Create a Healthy Environment

4. Strategic Alignment

This PHWP has been developed to align with the priorities of the State *Public Health Plan 2025-2030*. This alignment ensures a consistent and coordinated approach to improving the health and wellbeing of the community. The State Plan outlines four key priorities which are Promote, Prevent, Protect, and Enable to guide the City's strategies and actions. These priorities support the promotion of healthy lifestyles, the prevention of chronic disease and injury, the protection of the community from environmental and communicable health risks, and the enabling of equitable access to health services and resources. Aligning with these priorities ensures that City based efforts contribute meaningfully to broader public health outcomes across the state.

This PHWP also aligns to the City of Bayswater's Council Plan *2025 - 2035*, ensuring that public health priorities support the broader community vision and long-term goals. This alignment reinforces the City's commitment to creating a healthy, active, and connected community. In particular, the PHWP supports the strategic outcome of fostering 'an active and healthy community' and aligns with the objective to 'strengthen public health and wellbeing through providing, supporting and/or advocating for services that support our community.' It sets strategic priorities that support health promotion, disease prevention, and equitable access to health services, while also reinforcing partnerships and advocacy efforts. By embedding public health in City operations and planning, the PHWP ensures that the health and wellbeing of the community remains a core focus in achieving the long-term vision set out in the City's Council Plan.

The PHWP also complements and supports the objectives of other key City of Bayswater strategies and plans, including those focused on community development, recreation, environment, infrastructure, and sustainability. By integrating with these strategic documents, the Plan ensures a consistent approach to improving health and wellbeing outcomes for all residents.

5. Statutory Framework

Health legislation in Western Australia is transitioning to the *Public Health Act 2016*, which will replace the *Health Act 1911*.

With the commencement of Part 5 of the Act, local governments are mandated to develop and implement a Local Public Health Plan by 4 June 2026, aligning with the objectives of the WA State *Public Health Plan 2025–2030*.

Under Section 45 of the *Public Health Act 2016*, a Local Public Health Plan must:

a. Identify the public health needs of the local government district
b. Include an analysis of health status and health determinants using local data
c. Establish objectives and policy priorities for:
    (i) the promotion, improvement, and protection of public health
    (ii) the development and delivery of public health services
d. Outline how these objectives will be achieved using available evidence
e. Describe how the local government will collaborate with the Chief Health Officer and other relevant agencies
f. Include a strategic framework for managing public health risks within the district
g. Report on the performance of the local government's public health functions as per regulations

6. Study Area

The map below shows the boundaries of the City of Bayswater and the suburbs that make up the local government area.

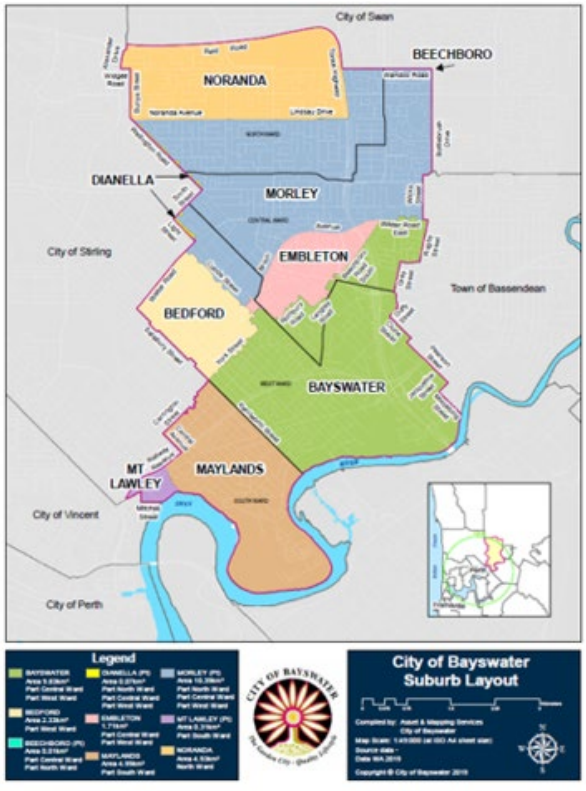

Image 1: City of Bayswater Suburb Layout

7. City of Bayswater Community Profile

- The City encompasses an area of 34.62 square kilometres.
- Population of: 75,981 (ABS 2024)
- Residents born outside of Australia: 37.7%
- Youth (0-17 years): 18.6% of the City's population
- Older Adults (60+): 22.8% of the City's population
- Aboriginal and Torres Strait Islander population: 1.6%
- 66% were in the labour force
- 5.1% were unemployed
- 10.6% took public transport to work
- 14.4% were involved
- with volunteer work through an organisation or group
- 38% were born overseas
- 27% speak a language at home other than English
- 38 is the median age

Source: Profile.id. (2023). City of Bayswater Highlights. Population highlights | City of Bayswater | Community profile

8. Social Determinants of Health

Socioeconomic factors such as employment, housing, education, community safety and access to services are important determinants of the health of individuals.

Generally, people from lower socioeconomic groups are at risk of poor health, have higher rates of illness and live shorter lives that those from higher socioeconomic groups. (van Lenthe and Mackenbach 2021).

Public health programs and plans across the world are underpinned by the Social Determinants of Health. The World Health Organization (WHO) describes social determinants as ‘the non-medical factors that influence health outcomes. They are the conditions in which people are born, grow, work, live, and age, and the wider set of forces and systems shaping the conditions of daily life. These forces and systems include economic policies and systems, development agendas, social norms, social policies and political systems’ (WHO 2022).

Social determinants form part of the wider determinants of health which also include the environmental, structural, economic, cultural, biomedical, commercial and digital factors in our lives (Department of Health 2021).

According to the WHO, the social determinants of health have an important influence on health inequities – the unfair and avoidable differences in health status seen within and between countries. In countries at all levels of income – including Australia – health and illness follow a social gradient: the lower the socioeconomic position, the worse the health (WHO 2022).

Evidence has also shown there has been an increase in psychological distress during the COVID-19 pandemic, which may be associated with social exclusion and loneliness (AIHW 2022).



Image 2: Determinants of Health – State Public Health Plan for Western Australia 2025 - 2030

9. City of Bayswater Socio-Economic Advantage and Disadvantage

The City of Bayswater has a SEIFA score of 1,018 which is higher than the standardised average of 1000 (a number above 1000 indicates higher socio-economic status). However, socio-demographic characteristics between the suburbs vary with some encountering more disadvantage than others. SEIFA scores are presented in the diagram below.

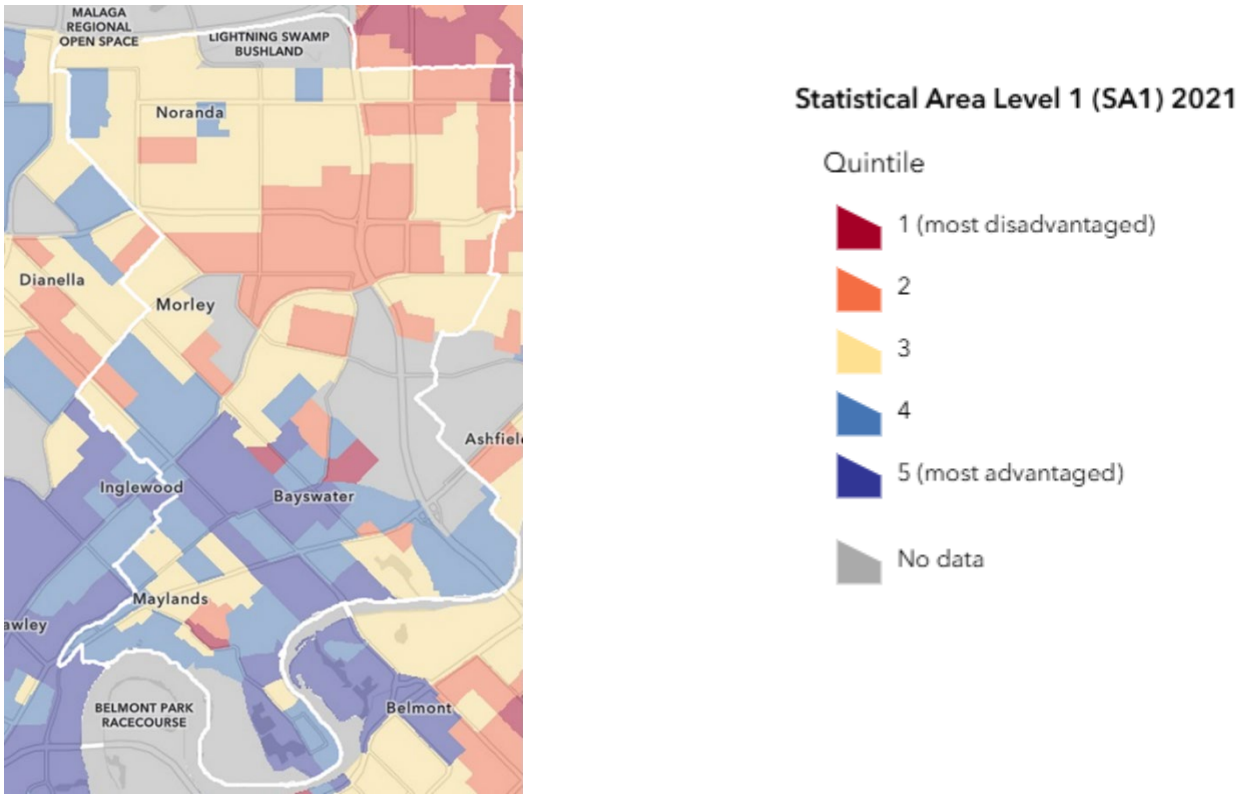

Image 3: Australia Bureau of Statistics
Index of Relative Socio-economic Advantage and Disadvantage (IRSAD) 2021.

City of
Bayswater

Index of Relative Socio-Economic Advantage and Disadvantage (IRSAD)

Suburb	SEIFA Score:
Bayswater	1052
Maylands	1032
Bedford	1049
Morley	980
Noranda	1016
Embleton	992
Dianella	1027
Inglewood	1087
Mount Lawley	1102

Source: Australia Bureau of Statistics
Index of Relative Socio-economic Advantage and Disadvantage (IRSAD) 2021.
Socio-Economic Indexes for Areas (SEIFA), Australia 2021 (arcgis.com)

10. City of Bayswater's Health and Wellbeing Status

Health Indicator	City of Bayswater	WA State Average
Lifestyle Risk Factors		
Nutrition		
Eats fast food at least weekly	27%	23.9%
Eats recommended serves of vegetables daily	7.1%	8.4%
Physical Activity		
Does the recommended amount of physical activity per week	44%	48.1%
Overweight	33.3%	35%
Obese	23%	31.9%
Tobacco		
Smoking	7.8%	10.7%
Alcohol and Other Drugs		
Drinks more than 2 standard drinks per day	20%	24%
Drinks more than 4 standard drinks per day	5.1%	7.9%
Mental Health		
Living with a mental health condition	14%	15.5%
Anxiety	8.9%	9.3%
Depression	7.6%	8.2%
Stress	9.1%	9.5%
Psychological distress	8.6%	8.8%
Infectious diseases		
Infectious disease Sexually transmitted disease the leading category (per 100,000)	753.9	611.6

People Living with Disability and Carers		
People needing help in their day-to-day lives due to disability.	5.3%	4.6%
People aged 15 years and older providing unpaid assistance to a person living with a disability, long term illness, or old age	11.1%	10.9%

Hospitalisations age standardised rate per 100,000		
Tobacco-attributable hospitalisations	411.4	455.6
Alcohol-attributable hospitalisations	922.1	944.2
Illicit drug-attributable hospitalisations	292.6	266.7
Falls requiring hospitalisation	1196.9	1099.2

Long term health conditions		
Mental Health condition	9%	8.4%
Other long term health condition	8.1%	7.6%
Asthma	7.4%	7.3%
Arthritis	7.4%	7.4%
Diabetes	4.7%	4.3%
Heart Disease	3.7%	3.5%
Cancer (including remission)	2.7%	2.7%

Source: Australian Bureau of Statistics, Census of Population and Housing 2021. Compiled by .id (informed decisions).

Causes of death age standardised rate per 100,000		
Tobacco-attributable deaths	56	61.6
Alcohol-attributable deaths	27.8	33.7
Illicit drug-attributable deaths	11.7	11.6
Injury related hospitalisations falls	1196.9	1099.2

= higher than state average

Immunisation Rates	Bayswater 2020	Bayswater 2025
1 year olds fully immunised-year-olds fully	94.69%	93.04%
2 year olds fully immunised-year-olds fully immunised	91.34%	90.89%
5 year olds fully immunised-year-olds fully immunised	95.09%	93.29%

Source: Epidemiology Directorate (2024). Health and wellbeing profile for City of Bayswater. WA Department of Health: Perth.

Australian Bureau of Statistics. (2021). *2021 Census of Population and Housing – QuickStats and General Community Profile: Western Australia*

Australian Government Department of Health. (2025). WA childhood immunisation coverage data by SA3. Retrieved December 22, 2025: https://www.health.gov.au/sites/default/files/2025-06/wa-childhood-immunisation-coverage-data-by-sa3.pdf

Australian Government Department of Health. (2019). Childhood immunisation coverage data by SA3. Retrieved December 22, 2025: https://www.health.gov.au/resources/collections/childhood-immunisation-coverage-data-phn-and-sa3

11. Bayswater Community Needs

Prior to the development of the new PHWP, the City released a Health and Wellbeing Survey, which was completed by 308 residents. The feedback from this survey provided the City with valuable insights into the needs of the community. The findings also demonstrated strong community support for the City's programs, facilities, and health promotion initiatives.

92.9% of respondents resided within the City, with the majority regularly accessing local facilities, particularly walking and bike paths, public libraries, and Bayswater Waves. Initiatives such as the Parents and Bubs Program, Yoga Programs and the Healthy at Home Program were among the most attended and received high levels of satisfaction, with participants mentioning their accessibility, quality, and inclusive nature. The City was recognised for its proactive approach to promoting community health and wellbeing through its provision of public open spaces, free or low-cost physical activity programs, smoke free environments, healthy eating initiatives, and mental health workshops.

These services were seen as especially valuable for families, carers, and older residents. While some respondents identified opportunities for improvement in areas such as program promotion, scheduling, and diversity, overall feedback reflected an appreciation for the City's commitment to supporting a healthy, connected, and inclusive community.

The City of Bayswater's Council Plan 2025 - 2035 outlines a clear aspiration for an active and healthy community, supported by Objective 1.3.1 to strengthen public health and wellbeing through providing, supporting and/or advocating for services that support our community. This objective closely aligns with the PHWP, which focuses on priority areas such as improving nutrition, increasing physical activity, and supporting mental health.

12. Community Perceptions and Priorities

Health and Wellbeing Survey 2023 - Summary of Key Findings

Representation
- 308 residents participated in the survey.
- 92.9% of respondents were City of Bayswater residents.

Program Participation and Satisfaction
- 38.6% of respondents had attended at least one of the City's Health and Wellbeing programs.
- Most popular programs:

  - *Parents and Bubs* (21.4%)
  - *Yoga by the River* (17.9%)
  - *Healthy at Home* and *Tai Chi* (both 12.7%)
- Participants highlighted programs as accessible, well-managed, inclusive, and beneficial.

Use of Facilities
- 91.2% of respondents used at least one City facility.
- Most commonly used facilities:
  - Walking and bike paths (67.9%)
  - Libraries (45.5%)
  - Bayswater Waves (33.8%)
  - The RISE (25.3%)

Barriers to Participation
- 61.4% had not attended programs, primarily due to:
  - Lack of awareness (64%)
  - Inconvenient times or locations
  - Time constraints and caregiving responsibilities
- Evening (6-9pm) was cited as the most convenient time for future programs.

Physical Activity and Health Concerns
- 54.2% of respondents do not meet recommended physical activity levels.
- Main barriers: limited time, cost, caregiving duties, and lack of motivation.
- Top health concerns:
  - Inadequate physical activity (69.3%)
  - Mental health issues (60.3%)
  - Poor nutrition (57.7%)

Support for City Health Initiatives
- 98.7% agreed that City facilities and services support their health.
- Most valued initiatives:
  - Public parks and open spaces (54.3%)
  - Footpaths and bike paths (45.4%)
  - Free physical activity programs (40.8%)
  - City sporting centres (33.2%)

Positive Community Feedback
- Many respondents expressed gratitude for the City's proactive role in health and wellbeing.
- Residents described Bayswater as a welcoming, family-friendly, and health-conscious community.
- Free and low-cost programs were especially appreciated by seniors and families.

13. Examination of Data

Analysis of the health and wellbeing indicators for the City of Bayswater, compared with Western Australia averages, highlights several priority areas for action. These priorities are based on where local data is higher (or less favourable) than the State average, indicating greater potential health risks for the community.

Epidemiological Data
Nutrition: Higher fast food consumption (27% vs 23.9%) and lower vegetable intake (7.1% vs 8.4%) increase risk of chronic disease.
Illicit Drug Harm: Higher drug-related hospitalisations (292.6 vs 266.7 per 100,000) place pressure on health services.
Falls and Injury: Falls hospitalisations are significantly higher (1196.9 vs 1099.2 per 100,000), particularly affecting older adults.
Mental Health: Slightly higher prevalence of mental health conditions (9% vs 8.4%) supports ongoing focus on wellbeing.
Disability: More residents require daily assistance (5.3% vs 4.6%).
Infectious Disease: STIs are notably higher (753.9 vs 611.6 per 100,000).

Community Feedback
Community engagement with 308 residents highlighted several key health priorities for the City of Bayswater. Residents identified inadequate physical activity (69.3%), mental health issues (60.3%), and poor nutrition (57.7%) as the top health concerns. While 38.6% of respondents had participated in City health and wellbeing programs, common barriers to participation included lack of awareness, inconvenient timing or location, and caregiving or time constraints. Residents valued the City's facilities and programs, particularly public parks, walking and bike paths, free physical activity programs, and libraries, which were seen as supporting health and wellbeing. Evening programs were noted as the most convenient time for participation, reflecting community preferences for future initiatives.

- Strong support for:
  - More smoke-free and vape free City-owned spaces (65.8%)
  - Healthy food options at events and venues
  - Mental health support through workshops and inclusive community events
- Suggestions included:
  - Improved program promotion and communication
  - More activities for youth, carers, and culturally diverse communities
  - Better infrastructure for accessibility and safety

These priorities which have been identified from epidemiological data and community feedback will be used in the development of strategies and ensure that programs delivered by the City align with the legislative requirements in the *Public Health Act 2016* and also meet the needs and expectations of the community.

City of Bayswater Health Priorities 2026–2031
Based on this evidence, the City of Bayswater should prioritise the following health issues:

1. **Healthy eating and active living** – improving diet and physical activity to prevent chronic disease.
2. **Alcohol and other drug harm reduction** – focusing on high-risk groups to reduce hospitalisations and mortality.
3. **Mental health and wellbeing** – addressing community concerns and supporting resilience across all ages.
4. **Sexual health promotion** – reducing STIs, with tailored approaches for young people and CALD communities.
5. **Ageing well and carer support** – reducing falls, supporting unpaid carers, and enabling older residents to remain healthy and independent.

14. Climate Impacts

The above health risks can be further compounded by emerging external issues such as climate change. Higher average temperatures, more frequent extreme heat events, decreased total annual rainfall, more intense extreme rain events, poor air quality, and harsher fire weather are projected for the Perth region as a result of global warming.
In Perth, average temperatures have increased by 1.1°C since 1910 and are expected to increase by an additional 0.8°C by 2030. Perth currently experiences 28 days per year over 35 °C and this is expected to increase to 36 days by 2030 and 63 days by 2090 under the current greenhouse gas emissions trajectory (Department of Water and Environmental Regulation 2021).
Human-made structures in urbanized areas, such as roads and buildings, absorb and re-emit the sun's heat more than natural cooling ecosystem services like shade from trees and evaporation from wetlands. Urban areas, where these structures are highly concentrated and greenery is limited, become "islands" of higher temperatures relative to surrounding areas. This is known as the Urban Heat Island (UHI) effect.
City warming and UHI effects have economic and social implications. Resulting negative impacts on community health and wellbeing have been shown to include the following;

- Increase in heat related illness and mortality, with heat related deaths in Perth projected to increase by more than 300% under a +3°C scenario;
- Exacerbation of chronic health conditions, including respiratory and cardiovascular disease;
- Rising mental ill health;
- Declining water quality such as algal blooms;
- Decreased productivity of workforces;
- Reduced walkability of our neighbourhoods and shopping precincts; and
- Detrimental effect of hot weather on recreational pursuits such as weekend sports.

The effects from heatwaves impact predominantly on older people, children, and those people with pre-existing mental and physical health conditions. People who work outdoors will also be at increased risk.

15. Urban Heat Island Effect

Urban Health Island (UHI) vulnerability mapping was developed through the National Climate Change Adaption Research Facility and is based on:
1. Daily temperatures at which excess heat-related illnesses and deaths occurred;
2. Population vulnerability based on local environment and health/population status; and
3. Predicted heat changes.

Image 4 below shows that the City of Bayswater rates in the medium to high spectrum for most of its suburbs.

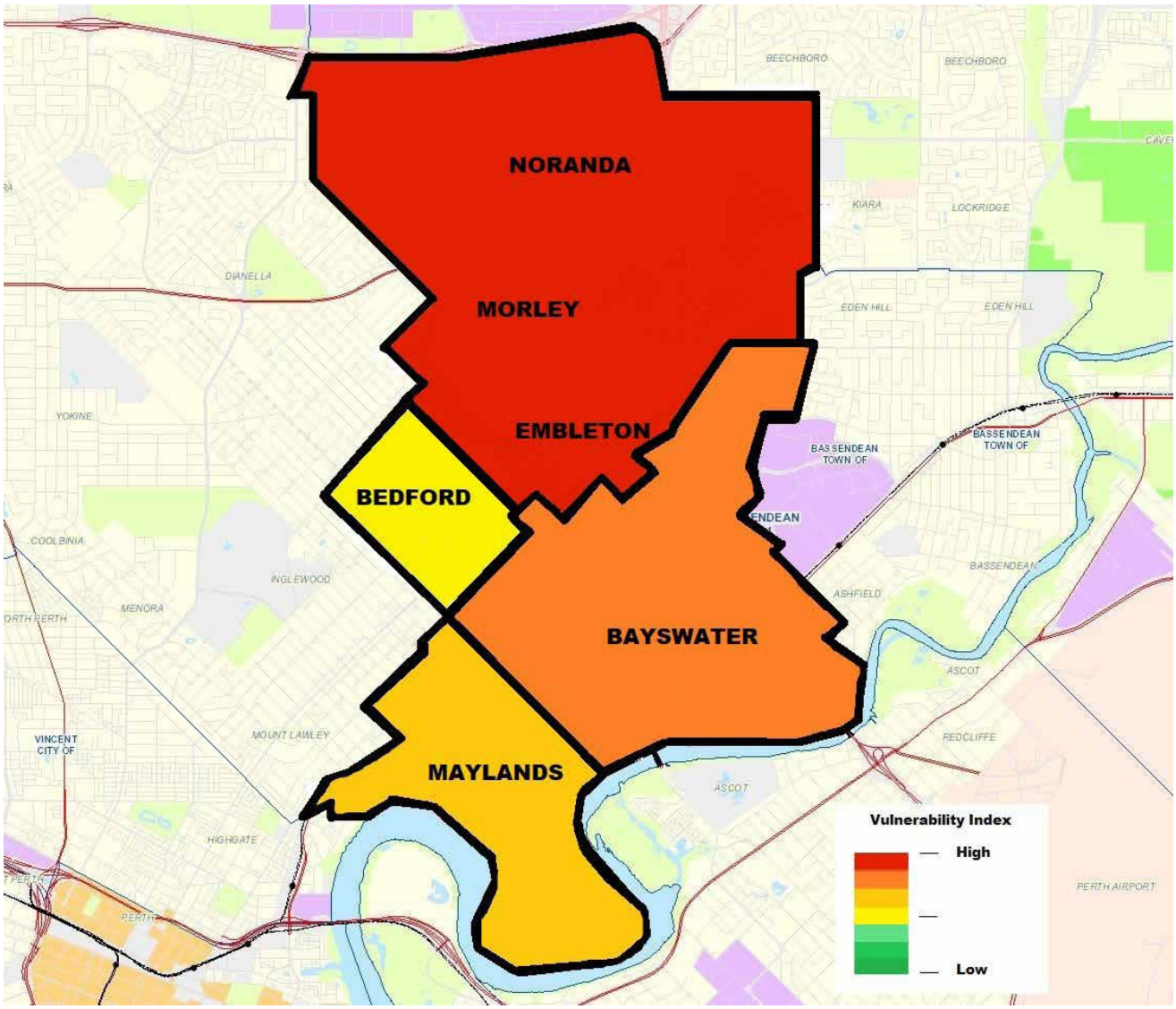

16. Walkability

The information from Walk Score in the map below identifies the current “walkability ratings” within each of the suburbs within the City of Bayswater:
The rating is a score allocation which relates to the distance to services and the ability for a pedestrian to safely access these.

Overall the City of Bayswater is considered to be “somewhat walkable” with an overall score of 57. This indicates that some errands can be accomplished on foot. Around 40.9% of persons over the age of 18 felt very safe/safe walking alone in the local area after dark (41.8% WA).
Within the City of Bayswater approximately 9% of the population do not have access to a motor vehicle in comparison of 6% in Western Australia.

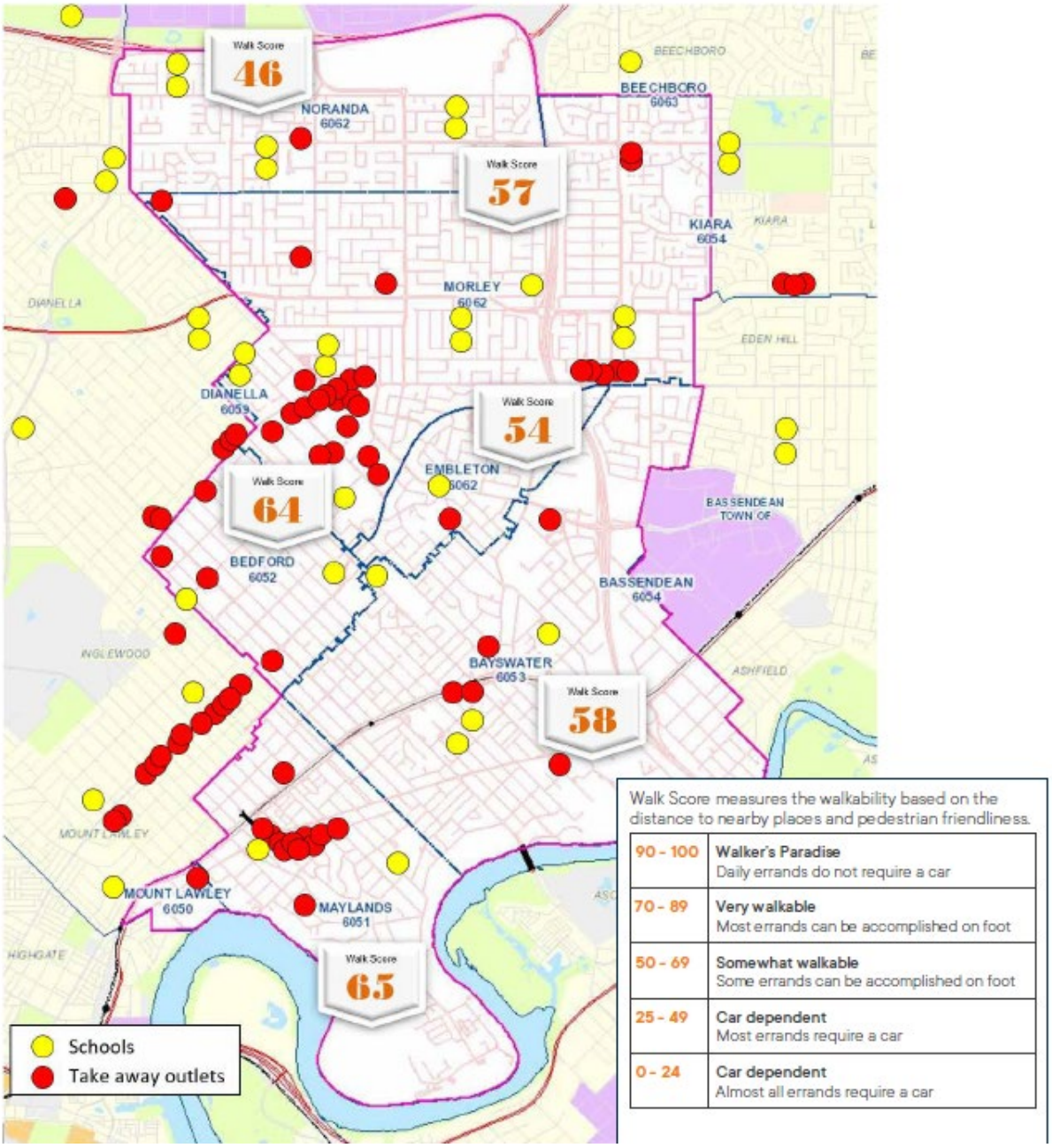

Image 5: City of Bayswater Walk Score measure

17. A Snapshot of Key Public Health Achievements

Since adopting the *Public Health and Wellbeing Plan 2019–2024*, the City of Bayswater has made significant progress in improving community health and wellbeing. From 2019 to 2025, the City has successfully delivered a wide range of programs, partnerships and initiatives focused on improving health outcomes.

Key achievements include:

- Delivery of health and wellbeing programs: The City has implemented a variety of community programs focused on physical activity, healthy eating, mental wellbeing, and social connection, contributing to improved community health outcomes.

- Strong local partnerships: Collaborations with schools, community organisations, and health agencies have supported the delivery of targeted initiatives and extended the reach of public health activities.

- Support for vulnerable groups: Programs and services have been designed to improve equity, with a focus on inclusive and accessible opportunities for priority populations, including seniors, children, culturally diverse groups, and people living with disability.

- Informed decision-making: The City utilises data and community feedback to inform decision-making and refine programs, ensuring they remain effective and responsive to evolving community needs.

Since the program's inception, it has evolved significantly in both scale and scope, with a strong focus on accessibility, community engagement, and alignment with evidence-based public health strategies. The program began with a small number of targeted sessions focused on physical activity, nutrition, and mental wellbeing. These were designed to respond to local health priorities and community feedback. Over time, it has expanded to include a diverse calendar of activities and workshops aimed at a wide range of demographic groups, including older adults, parents with young children, people with disabilities, and residents from culturally and linguistically diverse (CaLD) backgrounds.

Key initiatives have included:

- A Yoga Program, expanding from Yoga in the Park to All Abilities Yoga tailored for older adults and people with mobility challenges, as well as children's yoga delivered in local schools to promote physical and mental wellbeing from an early age.
- Seniors Wellbeing and Connectivity Programs, including all abilities yoga, chronic disease prevention sessions, and cultural partnerships (e.g., with the Chung Wah Association).
- Parents and Bubs Programs, offering mental wellbeing support and social connection for new parents.
- Seasonal health promotion events such as cooking demonstrations, composting and sustainable living workshops, and mental health initiatives.

The program's design has been informed by ongoing community consultation, needs assessments, and evaluation findings. Through regular participant feedback and partnerships with community organisations, the City has refined delivery methods to ensure activities are accessible, culturally appropriate, and responsive to emerging health trends.

Major developments since 2019 include:

- A marked increase in program participation and community recognition.
- A shift toward more co-designed and culturally inclusive program delivery.
- Integration of evaluation and feedback mechanisms to improve program quality and relevance.
- Alignment of the City's *Public Health and Wellbeing Plan* (2026-2031) and the State Public Health Plan, embedding the program in broader strategic planning frameworks.

The Health and Wellbeing Program now plays a central role in the City's approach to population health, offering low-barrier opportunities for residents to improve their health, connect with others, and build long-term wellbeing habits in familiar and supportive community settings.

Impact and Community Value

Beyond the numbers, the program delivers deep personal and community benefits:

- A migrant parent from a non-English-speaking background transitioned from program participant to community volunteer after building confidence through parenting classes and social connections.

- A parent credited the Heart Beat Club training with saving their infant's life demonstrating the life-changing and life-saving nature of practical health programs.

- Mothers experiencing postnatal isolation formed meaningful networks through baby-focused activities.

- Retirees rediscovered purpose through mentoring roles and new social participation.

These stories highlight how grassroots health programs enhance community resilience creating stronger support networks, reducing healthcare dependence, and boosting community-led initiatives and local engagement.

18. Development Process

The Strategy was developed in consultation with the community and internal and external stakeholders. The objectives in this plan reflect the needs and wants of the community at a local level.

The diagram below shows the development of the City's new PHWP.

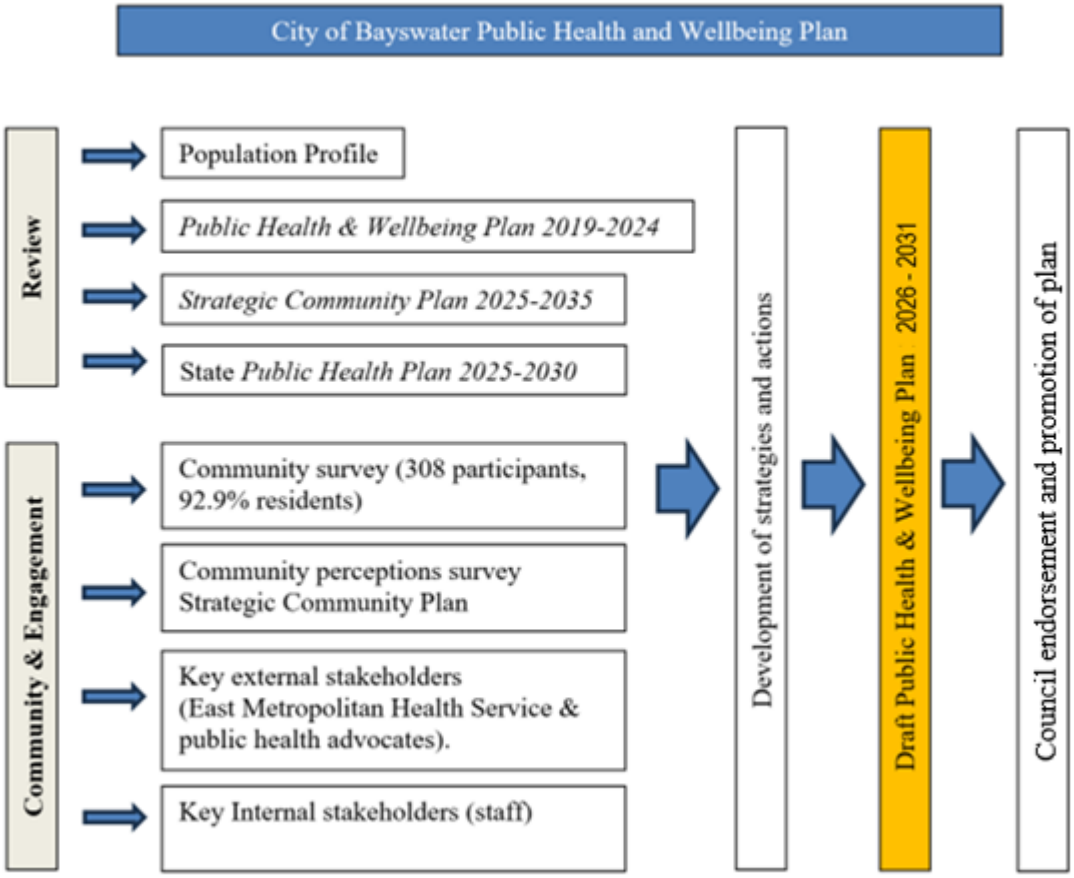

19. Implementation Process

The PHWP will assist future health related policy and project development within the City. It is acknowledged that many factors affecting health fall outside the scope of local government and that the delivery of many health services are facilitated by external agencies.

Where possible, partnerships will be developed with other government agencies (i.e. East Metropolitan Health Service), service providers, local organisations, non-government agencies and the community to advocate for improved services and build relationships to address existing and emerging public health issues.

20. Monitor and Review

This Plan will be subject to ongoing monitoring and periodic evaluation to ensure its continued relevance, effectiveness, and alignment with both local strategic priorities and the State Public Health Plan. In accordance with Section 45(6) of the *Public Health Act 2016*, a public health plan must be replaced at the end of a five-year period, unless replaced sooner. Minor amendments may be made prior to this, if necessary, to reflect emerging public health risks, align with other strategic documents, or respond to advice from the WA Department of Health.

Progress will be reviewed at regular intervals, with reports prepared to summarise key developments, achievements, and areas for refinement. These reviews will be informed by both quantitative and qualitative data, including health indicators, community feedback, and up-to-date epidemiological data obtained in liaison with the WA Department of Health.

In line with the Integrated Planning and Reporting Framework, actions for delivery are approved through the Council led Business Planning and Budget process. Performance is reported quarterly and through the City's Annual Report.

The City's planning and reporting information is available on the City's website.

https://www.bayswater.wa.gov.au/city-and-council/integrated-planning-and-reporting-framework

City of Bayswater

21. Public Health and Wellbeing Plan Strategies

This table outlines the alignment between The City's Strategic Community Plan Key Result Areas (KRAs) and the State Public Health Plan objectives: *Promote, Prevent, Protect, Enable*. It provides high-level public health strategies that guide long-term planning and action.

The City's Public Health and Wellbeing Plan aligns with the overarching objectives of the State Public Health Plan by incorporating strategies that prioritise Aboriginal health and promote access and inclusion for all members of the community. The development of these strategies has been informed by epidemiological data, the City's Community Perception Survey, and the Health and Wellbeing Community Engagement Survey, ensuring they reflect both evidence-based priorities and community-identified needs while maintaining consistency with state-wide objectives and addressing the specific health and wellbeing priorities of the City of Bayswater community.

		OBJECTIVES			
		PROMOTE Foster stronger communities and healthier environments.	**PREVENT** Reduce the burden of chronic disease, communicable disease and injury.	**PROTECT** Protect against public and environmental health risks, effectively manage emergencies and lessen the health impacts of climate change.	**ENABLE** Bolster public health systems and workforces and leverage partnerships to support health and wellbeing.
CITY OF BAYSWATER STRATEGIC COMMUNITY PLAN KEY RESULT AREAS	**SOCIAL** Our community is diverse, cohesive and inclusive. We enjoy safe and accessible connections to services, activities, events and recreational spaces which contribute to our wellbeing. We are active, healthy and resilient.	• Optimise mental health and wellbeing. • Improve health literacy by ensuring accessible and appropriate health information. • Support the community by encouraging interaction and participation. • Raise awareness of the impacts of alcohol and drug misuse.	• Encourage and support healthy eating and active living to halt the rise in obesity. • Prevent injuries and promote safer communities. • Reduce the negative impact of smoking and passive smoking in the community. • Deliver events which are safe.	• Ensure the City's services and facilities are accessible and inclusive and support vulnerable groups within the community. • Ensure access to safe food and water. • Provide sustainable disaster and emergency management across prevention, preparedness, response and recovery phases.	• Develop partnerships with key agencies and communities to enable the delivery of public health services. • Explore opportunities to support Aboriginal health initiatives. • Enhance community interaction and public safety and reduce crime levels.
	BUILT Our inviting and vibrant centres are connected via safe transport infrastructure and green spaces to enjoy. Our attractive neighbourhoods offer diverse housing options. Our assets are planned and managed well for current and future generations.		• Plan for better health outcomes through future development.	• Ensure public health risks are considered and addressed in planning and development policies and approval processes to facilitate healthy living and minimise impacts from public health hazards.	• Develop high quality streetscapes, which are well maintained and allow for safe pedestrian and vehicle movement.

	NATURAL Our valued natural environment is biodiverse and resilient to the changing climate. We use our resources wisely, minimise waste and have net zero emissions. Our community enjoys our green open spaces and tree-lined streets.	• Encourage better waste management practices.	• Investigate and help control notifiable infectious diseases.	• Help minimise the effects of climate change on people's health and the environmental footprint.	

Strategy Colour Key

- **Yellow** – *New strategies that directly align with the State Public Health Plan (2025 - 2030)*

City of
Bayswater

22. Appendix 1

The following Healthier Bayswater Action Table for 2026-2031 details priority actions that are applicable for the duration of the PHWP.

To ensure the PHWP is sustainable throughout its five-year lifespan, it must be adaptable and responsive to opportunities and challenges. Individual actions will be reviewed annually to facilitate this.

The implementation of actions is subject to resource allocation. The actions that operationalise City Informing Plans, along with the required delivery resources, are considered and prioritised during the City's Council-led Annual Business Planning and Budgeting process, according to available revenue and current need.

KRA	Actions	Service Area	Promote	Prevent	Protect	Enable
Social						
Develop partnerships with key agencies and communities to enable the delivery of public health services.	• Liaise with the Department of Health (DoH); Department of water and Environmental Regulation (DWER) and Worksafe, as required, in regards to monitoring unsafe work practices.	Health Services		x	x	
	• Promote safe working practices with demolition contractors.		x	x	x	
	• Liaise with DWER on air quality, noise and contaminated sites investigations where necessary.			x	x	
	• Provide food safety training seminars; and online food safety training for food handlers.			x	x	
	• Liaise with Child and Adolescent Health Services to promote immunisation programs in the community.		x	x	x	
	• Continue to provide an allocation of rodent baits to residents to help control rodent activity.			x	x	

	• Liaise with WorkSafe and WA Department of Health where necessary to manage risks associated with handling and disposal of asbestos.			x	x	
	• Provide information about pest control on the City's website.			x	x	
	• Improve the City's food environment heat map in partnership with EMHS and expert stakeholders by supporting existing food businesses to increase healthier food options aligned with WA Food Atlas guidelines.		x	x		x
	• Collaborate with the East Metropolitan Health Service on the delivery of public health initiatives.	Community Strategy and Programs	x	x	x	x
	• Partner with food security organisations, stakeholders and community members to address local food security issues.		x			x
	• Promote sun safe environments which reduce ultraviolet radiation (UVR) exposure in the workplace.	People, Culture and Safety	x			x
	• Provide a Wellness Program for staff which includes flu vaccinations, skin checks and other workplace health and wellbeing initiatives.		x			x
Ensure the City's services and facilities are accessible and inclusive and support vulnerable groups within the community.	• Provide information about the City's open spaces/walking/cycling etc. on the City's website to increase awareness and encourage use.	Infrastructure Projects	x			x

Explore opportunities to support Aboriginal health initiatives.	• Investigate partnerships and facilitate programming to support Aboriginal health initiatives.	Community Strategy and Programs				x
Encourage and support healthy eating and active living to halt the rise in obesity.	• Plan and deliver programs that promote healthy eating and physical activity.	Community Strategy and Programs	x			x
	• Support state initiatives that promote healthy eating and physical activity.		x			x
	• Require mobile food vendors to be registered with the City, meet food safety standards and encourage inclusion of healthy menu items.	Health Services Community Strategy and Programs	x	x	x	x
	• Encourage and support new sporting groups, agencies and clubs to establish in the City.	Infrastructure Projects	x			x
	• Provide community lease arrangements to a range of community and sporting groups; and investigate the potential to stipulate preference/eligibility to activities/groups which promote a health benefit/healthy environment.	Property (Community)				x
	• Provide access to parks and reserves for City of Bayswater junior sporting clubs.	Recreation Services				x
	• Liaise with sporting facilities and community venues to promote accessibility and affordability for the public, especially during off peak periods.		x			x
	• Improve City infrastructure that enables and encourages physical activity.		x			x

	• Improve City pathways to enable and encourage safe commuting via bicycles.	Transport Infrastructure and Operations	x			x
Reduce the negative impact of smoking and passive smoking in the community.	• Enforce the *Tobacco Products Control Act 2006* (i.e. in alfresco areas, enclosed public places).	Health Services		x	x	
	• Support state initiatives that reduce and prevent the uptake of smoking and vaping.		x	x	x	x
Optimise mental health and wellbeing	• Partner with specialist mental health organisations, including Act Belong Commit, to deliver and promote programs that support positive mental health.	Community Strategy and Programs	x	x	x	x
Support the community by encouraging interaction and participation.	• Deliver and advocate for community programs and services.	Community Strategy and Programs	x	x	x	x
Prevent injuries and promote safer communities.	• Support federal and state initiatives which aim to reduce the risk of falls among older people and people with a disability.	Community Strategy and Programs		x	x	x
	• Deliver and advocate for inclusive community programs that support older adults, young people, culturally and linguistically diverse (CALD) groups, and priority populations.			x	x	x
Raise awareness of the impacts of alcohol and drug misuse.	• Collaborate with Department of Racing, Gaming and Liquor and WA Police (where required) to ensure licenced premises comply with legislative requirements.	Health Services	x	x		x
	• Review Section 39 applications under the Liquor Licence Act.			x	x	

	• Encourage alcohol free events within the City of Bayswater.	Arts and Culture	x			
	• Support state initiatives that reduce and prevent the uptake of drug and alcohol use.	Community Strategy and Programs				
Improve health literacy by ensuring accessible and appropriate health information.	• Provide accessible and inclusive library services that support lifelong learning, digital inclusion, and community wellbeing.	Community Strategy and Programs	x			x
	• Promote health and wellbeing through the City's website, social media, newsletter and media releases.	Communication, Engagement and Customer Relations Recreations Services	x			
Ensure access to safe food and water.	• Undertake inspections of food businesses to ensure compliance with *Food Act 2008.*	Health Services		x	x	
	• Undertake water sampling of swimming pools to ensure compliance with Health *(Aquatic Facilities) Regulations 2007.*			x	x	
	• Undertake water sampling of recreational water bodies under the direction of the WA Department of Health.			x	x	
Deliver events which are safe.	• Ensure implementation of the City's Events Management Guide in accordance with relevant legislation.	Arts and Culture		x	x	x
	• Develop partnerships with key community not for-profit groups and organisations to enhance existing community services provided.	Community Strategy and Programs		x	x	x

	• Implement the community grants program.					x
	• Support community groups to build their capacity funding and resourcefulness through the City's annual Upskiller program.	Infrastructure Projects	x			x
Enhance community interaction and public safety and reduce crime levels.	• Provide 24/7 Security Watch Community Patrol.	Safety and Crime Prevention			x	x
	• Support external community safety programs.		x		x	x
	• Partner with outreach services for people experiencing homelessness.	Community Strategy and Programs		x	x	x
	• Provide information on support services, as required.		x			x
	• Undertake infectious disease investigations in accordance with guidance from the WA Department of Health.	Health Services		x	x	
Provide sustainable disaster and emergency management across prevention, preparedness, response and recovery phases.	• Maintain the Local Emergency Management Arrangements (LEMA) and associated risk and recovery plans.	Emergency Management		x	x	
	• Improve skills and knowledge for staff regarding emergency management.		x			x
	• Consult with the Local Emergency Management Committee (LEMC) as required.			x	x	x

	• Update and maintain a plan for business continuity during a pandemic.	Health Services		x	x	
KRA	Actions	Service Area	Promote	Prevent	Protect	Enable
Built						
Plan for better public health outcomes through future development.	• Pursue opportunities for funding initiatives aimed at improving road safety.	Transport Infrastructure and Operations		x	x	
	• Advocate for adequate street lighting.	Transport Infrastructure and Operations		x	x	x
	• Minimise community exposure to unhealthy advertising within City-controlled spaces.			x	x	
	• Maintain a high-quality fit for purpose green space.	Parks and Gardens		x	x	x
	• Advocate for deep sewerage within the City's industrial areas.	Economic Development		x	x	x
Ensure public health risks are considered and addressed in planning and development policies and approval processes to facilitate healthy living and minimise impacts from public health hazards.	• Incorporate Heart Foundation Healthy Active by Design (HABD) and Western Australian Planning Commission (WAPC) Liveable Neighbourhoods guidelines into relevant planning strategies, plans and proposals.	Strategic Land-Use Planning		x	x	
	• Prepare the City's new Local Planning Scheme, with public health and wellbeing embedded as a core consideration.			x	x	

Develop high quality streetscapes, which are well maintained and allow for safe pedestrian and vehicle movement.	• Collaborate with state government departments and continue to plan for quality streetscapes, town centres and transport routes across the City.	Infrastructure Projects				x
	• Continue to develop and implement a City Wide Local Area Traffic Management Program.	Infrastructure Projects		x	x	
	• Facilitate high quality town centres, high quality cycle and walkways.	Transport Infrastructure and Operations Infrastructure Projects				x
KRA	• Actions	Service Area	Promote	Prevent	Protect	Enable
Natural						
Help minimise the effects of climate change on people's health and the environmental footprint.	• Plan and implement actions that reduce greenhouse gas emissions from the City's operations and continue the journey towards achieving the City's 2030 and 2040 emissions reduction targets.	Environmental Sustainability		x	x	x
	• Provide charging infrastructure at major activity centres to accelerate the uptake of electric vehicles reducing greenhouse gas emissions and localised air pollution.				x	x
	• Partner with community to build an energy-smart and waterwise City.			x		x
	• Explore and understand community climate change related risks specific to the City of Bayswater to inform actions to adapt to a changing climate.			x	x	

	• Provide the community with easy access to nature and natural areas to enhance their health and wellbeing.		x		x	x
	• Provide educational resources to assist the community to prepare for, respond to and recover from extreme heat events.		x			
	• Encourage community involvement in tree planting events as a means to address social isolation and loneliness while improving the tree canopy coverage.		x	x	x	x
	• Implement an annual tree planting program to provide an overall greening effect to aid mental and physical health and help reduce the urban heat island (UHI) effect.	Parks and Gardens		x	x	x
	• Implement the City's Sustainability in Design Local Planning Policy to reduce UHI effects.	Statutory Planning and Compliance	x			x
	• Plan for the utilisation of City owned buildings for community respite during heatwave events.	Emergency Management			x	x
Encourage better waste management practices	• Provide information and updates on correct waste sorting and waste minimisation.	Waste Management	x			
	• Promote and support participation in workshops designed to help increase recovery and reduce waste going to landfill.		x	x	x	x
	• Provide waste education to local primary schools and assist them to increase recovery rates.		x			x

	• Conduct bin audits to target contamination and focus education efforts on those who require assistance.		x	x	x
Investigate and help control notifiable infectious diseases.	• Investigate and address potential risks associated with vector-borne disease.	Health Services	x	x	
	• Implement control measures as required across the City.		x	x	
	• Work with other local governments via a contiguous local authorities group to address mosquito breeding within the East Swan River area.		x	x	

23. References

Australian Bureau of Statistics (ABS). (2022). 2021 Census QuickStats: Bayswater (LGA). https://www.abs.gov.au/census/find-census-data/quickstats/2021/LGA50420

Australian Bureau of Statistics. (2021). 2021 Census of Population and Housing – QuickStats and General Community Profile: Western Australia

Australian Bureau of Statistics. (2021). Index of Relative Socio-Economic Advantage and Disadvantage (IRSAD). https://www.abs.gov.au

Australian Institute of Health and Welfare (AIHW). (2022). Mental health impacts of COVID-19\ https://www.aihw.gov.au/reports/mental-health/mental-health-impacts-of-covid-19

Bureau of Meteorology 2025. Annual Climate Summary for Greater Perth.

City of Bayswater. (2023). Health and Wellbeing Survey Summary Findings (Internal report, unpublished).

City of Bayswater. (2019). Public Health and Wellbeing Plan 2019–2024.
Dahlgren, G., & Whitehead, M. (1991). Policies and strategies to promote social equity in health. Stockholm: Institute for Futures Studies.

Department of Health, Western Australia. (2023). LGA Health Profile: Bayswater. Epidemiology Directorate, Public and Aboriginal Health Division. https://www.health.wa.gov.au

Department of Health, Western Australia. (2021). State Public Health Plan for Western Australia 2020–2024.

Department of Health, Western Australia. (2025). State Public Health Plan for Western Australia 2025-2030.

Department of Health, Western Australia. Epidemiology Directorate, Public and Aboriginal Health Division (2024). Health and Wellbeing Profile City of Bayswater 2011-2020

Australian Climate Service. (2025). Australia's National Climate Risk Assessment: An Overview.

Department of Water and Environmental Regulation. (2021). Western Australian climate projections: summary. Retrieved from https://www.wa.gov.au/system/files/2022-01/Western_Australian_Climate_Projections_Summary.pdf

Profile.id. (2023). City of Bayswater Highlights. Population highlights | City of Bayswater | Community profile

van Lenthe, F., & Mackenbach, J. (2021). Socioeconomic Inequalities in Health in High-Income Countries. The Lancet Public Health.

World Health Organization (WHO). (2022). Social Determinants of Health. https://www.who.int/health-topics/social-determinants-of-health