



# CITY OF BAYSWATER

**UNDER SEPARATE COVER**

## **FOR THE ORDINARY MEETING OF COUNCIL**

**8 DECEMBER 2020**

**Page No.**

Item 10.2.1	Financial Reports for the Period ended 30 November 2020	2
Item 10.2.2	Investment Report for the Period Ended 30 November 2020	33
Item 10.2.3	List of Payments for the Month of November 2020	38
Item 10.2.4	Donations Granted Under Delegated Authority	59

## 10.2.1 Financial Reports for the Period ended 30 November 2020

<b>Responsible Branch:</b>	Financial Services	
<b>Responsible Directorate:</b>	Corporate and Strategy	
<b>Authority/Discretion:</b>	<input type="checkbox"/> Advocacy <input type="checkbox"/> Executive/Strategic <input checked="" type="checkbox"/> Legislative	<input type="checkbox"/> Review <input type="checkbox"/> Quasi-Judicial <input type="checkbox"/> Information Purposes
<b>Voting Requirement:</b>	Point 1: Simple Majority Required Point 2: <b><i>ABSOLUTE MAJORITY REQUIRED</i></b>	
<b>Attachments:</b>	1. Monthly Financial Statements (with supporting information). 2. Cash Backed Reserve Report Reserve Fund. 3. Capital Acquisitions & Non-Operating Grants Report. 4. Economic Stimulus Projects as at 30 November 2020.	

### SUMMARY

This report details the financial reports for the period ended 30 November 2020 including, Monthly Financial Statements with supporting information (**Attachment 1**), Cash Backed Reserve Report (**Attachment 2**), Capital Acquisitions & Non-Operating Grants Report (**Attachment 3**) and Economic Stimulus Projects (**Attachment 4**) as at 30 November 2020.

In addition, an additional \$20,000 is requested for the Baigup Boardwalk Project.

### OFFICER'S RECOMMENDATION

That Council:

1. Receives the financial reports for the period ended 30 November 2020, comprising:
  - (a) Monthly Financial Statements with supporting information (**Attachment 1**).
  - (b) Cash Backed Reserve Report Reserve Fund (**Attachment 2**).
  - (c) Capital Acquisitions & Non-Operating Grants Report (**Attachment 3**).
  - (d) Economic Stimulus Projects as at 30 November 2020 (**Attachment 4**).
2. Approves an additional \$20,000 to the Baigup Boardwalk project funded from the Sustainable Environment Reserve.

### BACKGROUND

The *Local Government Act 1995* (Act) in conjunction with regulation 34(1) of the *Local Government (Financial Management) Regulations 1996* requires a monthly Financial Activity Statement to be presented to Council. This Statement is to include:

- (a) Annual budget estimates, taking into account any expenditure incurred for an additional purpose under section 6.8(1)(b) or (c) of the *Local Government Act 1995*;
- (b) Budget estimates to the end of the month to which the statement relates;
- (c) Actual amounts of expenditure, revenue and income to the end of the month to which these statements relate;
- (d) The material variances between the comparable amounts referred to in paragraphs (b) and (c); and
- (e) The net current assets at the end of the month to which the statement relates.

At its meeting on 30 June 2020, Council adopted the Annual Budget for the 2020/21 financial year. The figures in this report are compared to the adopted budget and subsequent amendments as approved by Council throughout the financial year.

Regulation 34(5) determines the mechanism required to ascertain the definition of material variances which are required to be reported to Council as part of the monthly report. It also requires Council to adopt a 'percentage or value' for what it will consider to be material variances on an annual basis. The material variance adopted by Council for the 2020/21 Budget is \$50,000 or 10% of the appropriate base, whichever is the higher.

As part of the City's commitment to continuous improvement, the presentation of the monthly statutory reports has been revised. These reports are intended to not only meet the City's regulatory obligations in a form that is easy to understand, but also to enhance accountability, governance and financial management. These reports will continue to be refined, having regard to these principles and any feedback.

## **EXTERNAL CONSULTATION**

In accordance with section 6.2 of the *Local Government Act 1995*, the adopted budget was prepared having regard to the Community Strategic Plan, prepared under section 5.56 of the *Local Government Act 1995*, which was made available for public comment.

## **OFFICER'S COMMENTS**

The financial statements for the reporting period are submitted in the form of:

- Monthly Financial Statements with supporting information (**Attachment 1**);
- Cash Backed Reserve Report (**Attachment 2**);
- Capital Acquisitions & Non-Operating Grants Report (**Attachment 3**); and
- Economic Stimulus Projects as at 30 November 2020 (**Attachment 4**).

The Financial Activity Statement reports the financial position of the City to program level. It discloses the current liquidity position of the City after adjustment for non-cash items (accruals, depreciation, provisions, etc.).

The Detailed Statement of Comprehensive Income by Nature or Type Classifications discloses reportable variances.

All of the reserve accounts are cash-backed and supported by funds held in financial institutions as set out in the City's Investment Policy.

The Monthly Financial Statement Snapshot (**Attachment 1**) summarises total capital and operating expenditure.

The projects summarised in the Capital Acquisitions & Non-Operating Grants Report (**Attachment 3**) detail the capital (actual and committed) expenditure for the period ended 30 November 2020.

**Attachment 4** outlines the economic stimulus projects and the current financial position of each project as at 30 November 2020, with some of these projects spanning over multiple financial years.

## **Budget Adjustment – Baigup Boardwalk**

The detailed design has been completed for the boardwalk project. The estimated construction cost is \$20,000 more than the allocated budget of \$140,436. The increase in cost is primarily due to the amendment of the design to ensure the Australian standards are met for accessibility. Approximately \$21,000 is available in the Sustainable Environment Reserve account.

In order not to delay the project, a budget adjustment is requested at this time, rather than waiting for the statutory mid-year budget review.

## **LEGISLATIVE COMPLIANCE**

Section 6.4 of the *Local Government Act 1995* requires a local government to prepare an annual financial report for the preceding year and such other financial reports as are prescribed. Regulation 34(1) of the *Local Government (Financial Management) Regulations 1996* as amended requires the local government to prepare each month a statement of financial activity reporting on the source and application of funds as set out in the annual budget.

The budget adjustment relating to the Baigup Boardwalk project requires Council approval by an Absolute Majority in accordance with section 6.8 of the Act.

## **OPTIONS**

In accordance with the City's Risk Management Framework, the following option has been assessed against the City's adopted risk tolerance. Comments are provided against each of the risk categories.

<b>Option 1</b>	<b>That Council:</b>  1. <b>Receives the financial reports for the period ended 30 November 2020, comprising:</b>  (a) <b>Monthly Financial Statements with supporting information (<u>Attachment 1</u>).</b> (b) <b>Cash Backed Reserve Report Reserve Fund (<u>Attachment 2</u>).</b> (c) <b>Capital Acquisitions &amp; Non-Operating Grants Report (<u>Attachment 3</u>).</b> (d) <b>Economic Stimulus Projects as at 30 November 2020 (<u>Attachment 4</u>).</b>  2. <b>Approves an additional \$20,000 to the Baigup Boardwalk project funded from the Sustainable Environment Reserve.</b>	
<b>Risk Category</b>	<b>Adopted Risk Appetite</b>	<b>Risk Assessment Outcome</b>
Strategic Direction	Moderate	Low
Reputation	Low	Low
Governance	Low	Low
Community and Stakeholder	Moderate	Low
Financial Management	Low	Low
Environmental Responsibility	Low	Low
Service Delivery	Low	Low
Organisational Health and Safety	Low	Low
<b>Conclusion</b>	The financial reports have been compiled in accordance with the relevant provisions of the <i>Local Government Act 1995</i> and <i>Local Government (Financial Management) Regulations 1996</i> .  Allocating additional funds to the Baigup Boardwalk project will ensure the boardwalk meets the Australia Accessibility Standards and will enable the project to continue.	



<b>Option 2</b>	<b>That Council:</b> <b>1. Receives the financial reports for the period ended 30 November 2020, comprising:</b> <b>(a) Monthly Financial Statements with supporting information (Attachment 1).</b> <b>(b) Cash Backed Reserve Report Reserve Fund (Attachment 2).</b> <b>(c) Capital Acquisitions &amp; Non-Operating Grants Report (Attachment 3).</b> <b>(d) Economic Stimulus Projects as at 30 November 2020 (Attachment 4).</b> <b>2. Notes the increase in expenditure for the Baigup Boardwalk project and that this will be addressed in the mid-year budget review.</b>	
<b>Risk Category</b>	<b>Adopted Risk Appetite</b>	<b>Risk Assessment Outcome</b>
Strategic Direction	Moderate	Low
Reputation	Low	Low
Governance	Low	Low
Community and Stakeholder	Moderate	Low
Financial Management	Low	Moderate
Environmental Responsibility	Low	Low
Service Delivery	Low	Low
Organisational Health and Safety	Low	Low
<b>Conclusion</b>	<p>The financial reports have been compiled in accordance with the relevant provisions of the <i>Local Government Act 1995</i> and <i>Local Government (Financial Management) Regulations 1996</i>.</p> <p>Not approving the allocation of additional funds to the Baigup Boardwalk project will cause the project to be overspent as the subject works have already been committed and this will need to be addressed in the mid-year budget review.</p>	

## FINANCIAL IMPLICATIONS

All amounts quoted in this report are exclusive of GST.

The budget for the Baigup Boardwalk is \$140,436 funded from the Sustainable Environment Reserve. Additional funds are being sought for the increase in cost to ensure the project meets the Australian Standards for accessibility.

## STRATEGIC IMPLICATIONS

In accordance with the City of Bayswater's Strategic Community Plan 2017-2027 (as amended), the following applies:

Theme: Leadership and Governance.  
Aspiration: Open, accountable and responsive service.  
Outcome L1: Accountable and good governance.

## CONCLUSION

In light of the above, it is recommended that Council receives the financial reports for the period ended 30 November 2020 and approves the budget adjustment.

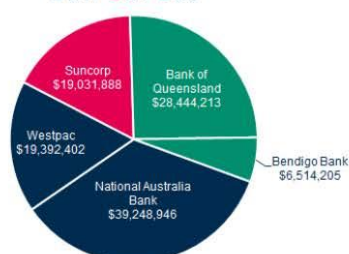
## Attachment 1

# Monthly Financial Statement Snapshot

November 2020

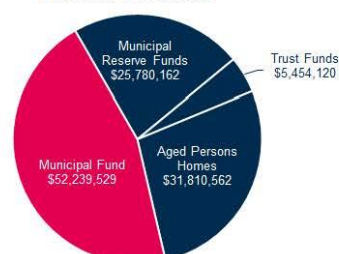
**Term Deposits by Bank**  
(refer to investment report)

■ A-1+ ■ A-1 ■ A-2



**Total Cash and Cash Equivalents**  
(including cash at bank and term deposits)

■ Restricted ■ Unrestricted



	Debtors				Trade Creditors
	Sundry	Infringement	Recreation	Total	
Total Outstanding	\$326,633	\$377,508	\$505,803	\$1,209,944	\$734,374
Not yet due	0%	0%	74%	31%	0%
Current	91%	13%	18%	36%	92%
Over 30 days	6%	4%	1%	3%	8%
Over 60 days	3%	83%	7%	30%	0%

### Rates & Charges

Collected	78%
Total Outstanding	\$15,890,441
Deferred Rates	\$734,194

Payment Options	YTD 2020/21	2019/20
Payment in Full	17,934 to date	14,318 by 16/08/19
Instalment	9,874	9,715
Rates Smoothing	1,777	1,522
Arrangement	472	648
None Selected	2,340	5,831

### Capital

	Annual Budget	YTD Budget	YTD Actual	YTD % Spent
Expenditure	\$32,799,287	\$8,483,333	\$4,611,922	54%
	Annual Budget	YTD Budget	YTD Actual	YTD % Received
Revenue	\$5,820,592	\$273,086	\$224,252	82%

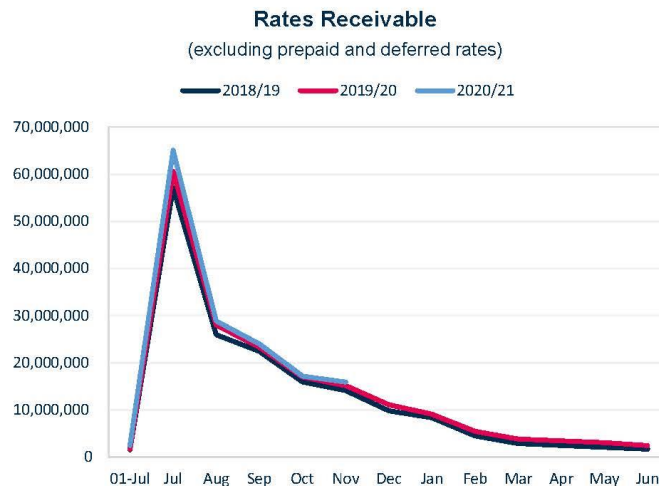
### Operating

	Annual Budget	YTD Budget	YTD Actual	YTD % Spent
Expenditure	\$88,343,669	\$34,520,719	\$35,622,361	103%
	Annual Budget	YTD Budget	YTD Actual	YTD % Received
Revenue *excludes rates	\$30,960,030	\$18,501,308	\$21,186,601	115%

## City of Bayswater Executive Summary for the period 1 July 2020 to 30 November 2020

### Revenue

During November 2020 the City's cash flow has been stable and the rates third instalment was issued on 27/11/20. To date 17,934 properties have paid in full with 12,123 properties nominating a payment option. Currently there are 2,340 properties where no payment option has been selected with around 472 properties having a senior/pensioner concession.



### Sundry Debtors

Currently there is \$1.2m outstanding for sundry debtors with 31% of this balance sitting over 60 days outstanding. The majority of this balance relates to infringements, where the majority have been lodged with the Fines Enforcement Registry which progresses the debt recovery of the City's fines. For Recreation the majority of overdue debts have payment arrangements in place. The portion relating to sundry debtors consists of 4 uncoverable prosecutions that have been approved for write off, and will be processed in December 2020.

### Capital

Capital revenue and expenditure are both below the total year- to- date amended budgets. For capital expenditure the variances were due to less spending towards building projects (Morley Sport & Rec \$1m, The RISE \$211k, Wotton Reserve \$176k, Bayswater Waves \$87k), park development (Maylands Waterland \$411k, Maylands Lakes \$414k) and various road projects with a difference of \$1.33m.

### Operating

A favourable variance is shown for the year-to-date operating revenue, resulting in an overall balance of \$1.88m. In operating revenue. There is a favourable variance for fees and charges and other revenue. This can be attributed to: income for Bayswater Waves and The RISE as facilities were originally predicted to be closed; a credit provided by the Local Government Insurance Scheme WA; and a settlement amount received from Cleanaway. There is unfavourable variance under operating grants, subsidies and contributions which is attributed to Crossover contributions received being lower

than anticipated. For operating expenses the employee costs are above budget, however this is due to the timing variance of the payroll transactions being posted. There is an underspend in materials and contracts though it is anticipated that spending will increase in the coming months.

**City of Bayswater**  
**Financial Activity Statement**  
**Significant Variances**  
for the period 1 July 2020 to 30 November 2020

**Operating activities**  
**Revenue from operating activities (excludes rates)**

<b>Program</b>	<b>YTD Amended Budget \$</b>	<b>YTD Actual \$</b>	<b>Variance Positive/ (Negative) \$</b>
General purpose funding <ul style="list-style-type: none"> <li>Local Government Insurance Scheme WA provided a contributions assistance package credit related to COVID-19 that was not budgeted.</li> </ul>	1,156,239	1,311,421	155,183
Governance <ul style="list-style-type: none"> <li>Reimbursement for insurance and workers compensation claims is higher than the expected budget amount.</li> <li>City has received reimbursements for long service leave which was not budgeted.</li> </ul>	47,510	115,837	68,327
Law, order, public safety <ul style="list-style-type: none"> <li>Income for animal infringements has exceeded what was budgeted as there have been two dog act prosecutions.</li> <li>Animal registrations were sent out in October and income received is higher than predicted. Income is expected to be in line with budget in the coming months.</li> <li>Bushfire infringement start from 01 November to April. Income is higher than predicted.</li> </ul>	166,447	203,562	37,115
Health <ul style="list-style-type: none"> <li>Immaterial variance.</li> </ul>	162,517	183,430	20,913
Education and welfare <ul style="list-style-type: none"> <li>Immaterial variance</li> </ul>	65,897	92,801	26,904
Housing <ul style="list-style-type: none"> <li>Aged persons' care subsidies, which is for residents receiving government subsidised aged care, is higher than anticipated.</li> </ul>	3,526,927	3,587,562	60,636
Community amenities <ul style="list-style-type: none"> <li>Development application fees has increased as more applications than expected has been submitted due to the Commonwealth and WA Home Builder Grant.</li> </ul>	12,002,635	12,095,259	92,625
Recreation and culture <ul style="list-style-type: none"> <li>Income for Bayswater Waves and The RISE are over budget as facilities were originally predicted to be closed due to COVID-19. The budget will be amended later in the mid-year budget review.</li> </ul>	712,394	3,089,526	2,377,132
Transport <ul style="list-style-type: none"> <li>Crossover contributions received is lower than budget due to the difference in budget spread.</li> <li>Less parking infringements have been issued due to COVID-19 and the financial impact on residents.</li> </ul>	360,365	203,967	(156,399)
Economic services <ul style="list-style-type: none"> <li>Swimming pool inspection fees were reduced by 50% this financial year. The budget for this item will be amended later in the financial year.</li> </ul>	256,298	243,541	(12,758)

Program	YTD Budget \$	YTD Actual \$	Variance Positive/ (Negative) \$
Other property and services <ul style="list-style-type: none"> <li>There has been a high amount of credit card payments made by customers which has generated an increase in the surcharge collected. This will result in corresponding increase in the bank fees expense.</li> </ul>	44,079	59,695	15,616
<b>Total</b>	<b>18,501,308</b>	<b>21,186,601</b>	<b>2,685,293</b>

#### Expenditure from operating activities

Program	Amended Budget YTD \$	Actual YTD \$	Variance Positive/ (Negative) \$
General purpose funding <ul style="list-style-type: none"> <li>Immaterial variance</li> </ul>	(404,129)	(377,749)	26,381
Governance <ul style="list-style-type: none"> <li>The variance is a result of the timing difference between budget and actual for a number of accounts. The most significant included consultant and legal expenses. The budget will be reviewed as part of mid-year budget review.</li> </ul>	(2,380,076)	(2,654,367)	(274,291)
Law, order, public safety <ul style="list-style-type: none"> <li>Immaterial variance</li> </ul>	(1,399,915)	(1,448,656)	(48,741)
Health <ul style="list-style-type: none"> <li>Immaterial variance</li> </ul>	(758,890)	(766,194)	(7,304)
Education and welfare <ul style="list-style-type: none"> <li>Building maintenance spending for the buildings under this program is less than anticipated and has caused a budget timing variance. It is expected that spending will increase in the coming months.</li> </ul>	(887,822)	(830,385)	57,437
Housing <ul style="list-style-type: none"> <li>Immaterial variance</li> </ul>	(3,699,911)	(3,742,414)	(42,504)
Community amenities <ul style="list-style-type: none"> <li>Waste collection expenditure is higher due to increase in recycling charge and other disposal charges. The budget may need to be reviewed in coming months.</li> </ul>	(6,370,803)	(6,880,014)	(509,211)
Recreation and culture <ul style="list-style-type: none"> <li>Expense for Bayswater Waves and The RISE are over budget as facilities were originally predicted to be closed due to COVID-19. The budget will be amended in the mid year budget review.</li> </ul>	(11,117,584)	(11,560,565)	(442,981)
Transport <ul style="list-style-type: none"> <li>The variance is a result of carry forward and maintenance projects in this program, such as Power Line Clearance program and Tree Planting program are less than anticipated. It is expected that spending will increase in the coming months.</li> </ul>	(6,729,291)	(6,581,243)	148,049

Program	Amended Budget YTD \$	Actual YTD \$	Variance Positive/ (Negative) \$
Economic services <ul style="list-style-type: none"> <li>The variance is a result of the business investment and economic growth project which Council approved in October 2020. The program is expected to commence in the coming months.</li> </ul>	(597,546)	(514,779)	82,767
Other property and services <ul style="list-style-type: none"> <li>This expenditure variance can be attributed to the Beechboro Road North resurfacing project. The project is rectification works after Water Corporation installed new water pipes. Water Corporation has reimbursed the City for the works. The project was not included in the budget, however an adjustment will be included in the mid-year budget review.</li> </ul>	(174,751)	(265,994)	(91,243)
<b>Total</b>	<b>(34,520,719)</b>	<b>(35,622,361)</b>	<b>(1,101,642)</b>

#### Non-cash operating activities excluded from the budget

Description	Amended Budget YTD \$	Actual YTD \$	Variance Positive/ (Negative) \$
Non-cash operating activities <ul style="list-style-type: none"> <li>Movements in depreciation, Aged liability adjustment and leave provisions.</li> </ul>	4,142,054	5,024,662	882,609

#### Investing activities

Description	Amended Budget YTD \$	Actual YTD \$	Variance Positive/ (Negative) \$
Non-operating grants, subsidies and contributions <ul style="list-style-type: none"> <li>Immaterial variance.</li> </ul>	273,086	224,252	(48,834)
Purchase of property, plant and equipment <ul style="list-style-type: none"> <li>The variance is mainly attributed to building expenditure and the purchase being lower than budgeted. Budget adjustment will need to be reviewed as it may not truly reflect the actual spending pattern.</li> </ul>	(3,390,013)	(1,923,999)	1,466,014
Purchase of construction and infrastructure <ul style="list-style-type: none"> <li>Purchases are below year-to-date budget which is due to late commencement date of projects.</li> </ul>	(4,999,247)	(2,633,393)	2,365,853
Purchase of intangible assets <ul style="list-style-type: none"> <li>Immaterial variance.</li> </ul>	(94,073)	(54,600)	39,473
Proceeds from disposal of assets <ul style="list-style-type: none"> <li>The variance on asset disposals has occurred due to the timing of the budget allocation.</li> </ul>	267,000	315,125	48,125

#### Financing activities

Description	Amended Budget YTD \$	Actual YTD \$	Variance Positive/ (Negative) \$
Repayment of borrowings <ul style="list-style-type: none"> <li>No variance.</li> </ul>	(2,353)	(2,353)	0
Proceeds from self-supporting loans	2,353	2,353	0

<b>Description</b>	<b>Amended Budget YTD \$</b>	<b>Actual YTD \$</b>	<b>Variance Positive/ (Negative) \$</b>
<ul style="list-style-type: none"> <li>No variance.</li> </ul>			
Payment for principal portion of lease liability <ul style="list-style-type: none"> <li>New accounting standard requires recognition of leases as a liability.</li> </ul>	0	28,065	28,065
Transfer to reserves <ul style="list-style-type: none"> <li>Aged care transfers to reserves are not yet required.</li> </ul>	(572,193)	(151,610)	420,583
Transfer from reserves <ul style="list-style-type: none"> <li>Variance has occurred as reserve funded projects are being undertaken later than expected and therefore funds not being recouped.</li> </ul>	4,615,869	2,007,516	(2,608,353)
Rates <ul style="list-style-type: none"> <li>Immaterial variance.</li> </ul>	48,995,795	49,029,602	33,807



**City of Bayswater**  
**Financial Activity Statement**  
for the period 1 July 2020 to 30 November 2020

	Budget	Amended Budget	YTD Amended Budget	YTD Actual	Variance	Variance
	\$	\$	\$	\$	\$	%
<b>Net current assets at start of year - surplus/(deficit)</b>	9,370,740	11,424,322	11,424,322	14,855,458	3,431,136	30%
<b>Operating activities</b>						
<b>Revenue from operating activities (excludes rates)</b>						
General purpose funding	2,184,733	2,233,238	1,156,239	1,311,421	155,183	13%
Governance	119,810	119,810	47,510	115,837	68,327	144%
Law, order, public safety	334,620	334,620	166,447	203,562	37,115	22%
Health	288,202	288,202	162,517	183,430	20,913	13%
Education and welfare	199,963	199,963	65,897	92,801	26,904	41%
Housing	10,235,725	10,235,725	3,526,927	3,587,562	60,636	2%
Community amenities	12,340,392	12,340,392	12,002,635	12,095,259	92,625	1%
Recreation and culture	3,632,838	3,632,838	712,394	3,089,526	2,377,132	334%
Transport	857,988	909,987	360,365	203,967	(156,399)	(43%)
Economic services	597,189	597,189	256,298	243,541	(12,758)	(5%)
Other property and services	116,572	116,572	44,079	59,695	15,616	35%
	30,908,030	31,008,535	18,501,308	21,186,601	2,685,293	15%
<b>Expenditure from operating activities</b>						
General purpose funding	(839,335)	(839,335)	(404,129)	(377,749)	26,381	(7%)
Governance	(6,189,640)	(6,183,940)	(2,380,076)	(2,654,367)	(274,291)	12%
Law, order, public safety	(3,338,805)	(3,386,772)	(1,399,915)	(1,448,656)	(48,741)	3%
Health	(1,862,068)	(1,862,068)	(758,890)	(766,194)	(7,304)	1%
Education and welfare	(2,104,891)	(2,104,891)	(887,822)	(830,385)	57,437	(6%)
Housing	(9,070,773)	(9,070,773)	(3,699,911)	(3,742,414)	(42,504)	1%
Community amenities	(18,079,431)	(18,158,263)	(6,370,803)	(6,880,014)	(509,211)	8%
Recreation and culture	(28,079,250)	(28,133,841)	(11,117,584)	(11,560,565)	(442,981)	4%
Transport	(16,514,357)	(16,789,150)	(6,729,291)	(6,581,243)	148,049	(2%)
Economic services	(1,403,274)	(1,483,274)	(597,546)	(514,779)	82,767	(14%)
Other property and services	(256,375)	(280,829)	(174,751)	(265,994)	(91,243)	52%
	(87,738,199)	(88,293,137)	(34,520,719)	(35,622,361)	(1,101,642)	3%

	Budget	Amended Budget	YTD Amended Budget	YTD Actual	Variance	Variance
	\$	\$	\$	\$	\$	%
<b>Operating activities excluded from budget</b>						
	11,335,849	11,335,849	4,142,054	5,024,662	882,609	21%
<b>Amount attributable to operating activities</b>	(36,123,578)	(34,524,430)	(453,036)	5,444,359	5,897,395	(1302%)
<b>Investing activities</b>						
Non-operating grants, subsidies and contributions	5,810,926	5,820,592	273,086	224,252	(48,834)	(18%)
Purchase of property, plant and equipment	(15,016,582)	(16,196,247)	(3,390,013)	(1,923,999)	1,466,014	(43%)
Purchase and construction of infrastructure	(15,228,272)	(16,146,269)	(4,999,247)	(2,633,393)	2,365,853	(47%)
Purchase of intangible assets	(442,598)	(456,771)	(94,073)	(54,600)	39,473	(42%)
Purchase of Assets Held for Sale	0	0	0	0	0	No Budget
Proceeds from disposal of assets	520,000	520,000	267,000	315,125	48,125	18%
<b>Amount attributable to investing activities</b>	(24,356,526)	(26,458,695)	(7,943,247)	(4,072,615)	3,870,632	(49%)
<b>Financing activities</b>						
Repayment of borrowings	(4,785)	(4,785)	(2,353)	(2,353)	(0)	0%
Proceeds from self-supporting loans	4,785	4,785	2,353	2,353	0	0%
Payment for principal portion of lease liability	0	0	0	28,065	28,065	No Budget
Transfer to reserves	(1,864,964)	(1,864,964)	(572,193)	(151,610)	420,583	(74%)
Transfer from reserves	16,115,318	16,618,338	4,615,869	2,007,516	(2,608,353)	(57%)
<b>Amount attributable to financing activities</b>	14,250,354	14,753,374	4,043,676	1,883,971	(2,159,705)	(53%)
<b>Budget deficiency before general rates</b>	(46,229,751)	(46,229,751)	(4,352,607)	3,255,715	7,608,322	(175%)
<b>Estimated amount to be raised from general rates</b>	49,074,989	49,074,989	48,995,795	49,029,602	33,807	0%
<b>Adjusted net current assets at the end of the year - surplus/(deficit)</b>	2,845,238	2,845,238	44,643,188	52,285,318	7,642,130	17%

**City of Bayswater**  
**Statement of Comprehensive Income**  
**by Nature or Type**  
**for the period 1 July 2020 to 30 November 2020**

	Budget	Amended Budget	YTD Budget	YTD Actual	Variance	Variance
	\$	\$	\$	\$	\$	%
<b>Revenue</b>						
Rates	49,074,989	49,074,989	48,995,795	49,029,602	33,807	0%
Operating grants, subsidies and contributions	9,822,008	9,922,512	4,117,190	4,056,880	(60,310)	(1%)
Fees and charges	18,017,799	18,017,799	13,550,577	15,964,464	2,413,887	18%
Interest earnings	1,283,095	1,283,095	690,758	686,641	(4,116)	(1%)
Other revenue	1,725,055	1,725,055	142,783	478,615	335,831	235%
	79,922,945	80,023,449	67,497,103	70,216,203	2,719,100	4%
<b>Expenses</b>						
Employee costs	(32,105,030)	(32,091,739)	(13,091,764)	(14,276,601)	(1,184,838)	9%
Materials and contracts	(30,683,301)	(31,238,239)	(11,244,879)	(10,710,825)	534,055	(5%)
Utility charges	(3,381,265)	(3,381,265)	(1,382,327)	(1,270,163)	112,164	(8%)
Depreciation and amortisation	(11,253,872)	(11,253,872)	(4,659,054)	(4,844,422)	(185,368)	4%
Insurance expenses	(956,252)	(956,252)	(926,252)	(922,596)	3,656	(0%)
Interest expenses	(3,037)	(3,037)	(347)	(1,275)	(928)	267%
Other expenditure	(8,963,390)	(8,976,680)	(3,483,097)	(3,596,480)	(113,383)	3%
	(87,346,147)	(87,901,085)	(34,787,719)	(35,622,361)	(834,642)	2%
<b>Operating result</b>	(7,423,202)	(7,877,635)	32,709,384	34,593,841	1,884,458	6%
Non-operating grants, subsidies and contributions	5,810,926	5,820,592	273,086	224,252	(48,834)	(18%)
Profit on asset disposals	60,075	60,075	0	0	0	No Budget
(Loss) on asset disposals	(392,052)	(392,052)	267,000	0	(267,000)	(100%)
	5,478,949	5,488,615	540,086	224,252	(315,834)	(58%)
<b>Net result</b>	(1,944,253)	(2,389,020)	33,249,470	34,818,093	1,568,623	5%
<b>Total other comprehensive income</b>	0	0	0	0	0	No Budget
<b>Total comprehensive income</b>	(1,944,253)	(2,389,020)	33,249,470	34,818,093	1,568,623	5%

**City of Bayswater**  
**Net Current Assets**  
**as at 30 November 2020**

<b>Municipal and Aged Persons Homes</b>	<b>Opening Balance</b>	<b>Closing Balance</b>
	<b>\$</b>	<b>\$</b>
<b>Current assets</b>		
Cash and cash equivalents	84,621,735	109,830,253
Trade and other receivables	4,536,342	17,841,102
Inventories	161,739	198,536
Prepayments	96,386	20,915
<b>Total</b>	<b>89,416,201</b>	<b>127,890,806</b>
<b>Current liabilities</b>		
Trade and other payables	(30,477,944)	(33,485,721)
Other financial liabilities at amortised costs	(501,790)	(499,437)
Lease liabilities	(83,185)	(40,851)
Provisions	(6,457,539)	(6,909,295)
Clearing accounts	0	373,764
<b>Total</b>	<b>(37,520,458)</b>	<b>(40,561,539)</b>
<b>Net current assets</b>	<b>51,895,743</b>	<b>87,329,266</b>
Restricted - Reserves	(46,017,037)	(44,161,131)
Cash backed employee provisions	1,561,327	1,566,491
Restricted - Aged Persons Homes	7,415,426	7,550,692
	<b>14,855,458</b>	<b>52,285,318</b>

## Attachment 2

**City of Bayswater  
Cash Backed Reserves  
for the period 1 July 2020 to 30 November 2020**

	Amended Budget				Actual			
	Opening Balance	Transfer to	Transfer (from)	Closing Balance	Opening Balance	Transfer to	Transfer (from)	Closing Balance
	\$	\$	\$	\$	\$	\$	\$	\$
Aged Persons Homes - General Reserve	14,682,112	1,360,011	(1,660,569)	14,381,554	15,667,801	50,765	(26,455)	15,692,110
Aged Persons Homes - Prudential Requirements Reserve	2,678,179	206,826	0	2,885,005	2,678,353	10,506	0	2,688,859
Bayswater Bowling Club Capital Improvements Reserve	10,238	182	0	10,420	10,243	34	0	10,276
Bayswater Tennis Club Reserve	159,481	2,438	(22,500)	139,419	159,553	528	0	160,080
Bayswater Waves Aquatic Centre Reserve	780,509	3,573	(676,992)	107,090	778,040	2,573	(77,089)	703,524
Bore and Reticulation Reserve	169,464	168	(160,000)	9,632	169,540	340	(160,000)	9,880
Building Furniture and Equipment Reserve	172,292	2,504	(31,600)	143,196	172,370	570	0	172,940
City Buildings and Amenities Reserve	1,503,233	8,446	(1,052,700)	458,979	1,567,079	5,157	(181,443)	1,390,793
Civic Centre Reserve	153,229	761	(110,400)	43,590	153,297	507	(55,980)	97,824
Economic Stimulus Reserve	7,952,471	46,163	(5,418,836)	2,579,798	7,241,980	23,482	(634,610)	6,630,852
Eric Singleton Bird Sanctuary Reserve	1,213,145	21,594	0	1,234,739	1,213,691	4,014	0	1,217,705
Footpath and Cycleway Reserve	84,670	82	(80,000)	4,752	84,709	280	0	84,989
General Waste Management Reserve	28,159	501	0	28,660	28,171	93	0	28,265
Golf Courses Reserve	1,698,580	24,823	(304,000)	1,419,403	1,699,343	5,606	(54,862)	1,650,087
Information Technology Reserve	800,920	50,030	(849,312)	1,638	801,280	2,597	(211,123)	592,754
Landfill Restoration Reserve	432,224	6,277	(150,000)	288,501	429,584	1,421	0	431,005
Les Hansman Centre Development Reserve	5,131,110	39,713	(2,900,000)	2,270,823	5,133,416	16,978	(99,531)	5,050,864
Long Service Leave and Entitlements Reserve	1,560,625	27,779	0	1,588,404	1,561,327	5,164	0	1,566,491
Major Capital Works Reserve	1,293,915	13,593	(580,000)	727,508	1,263,061	3,978	(281,525)	985,514
Maylands Lakes Reserve	4,681	82	0	4,763	4,683	15	0	4,698
Maylands Waterland Reserve	425,322	7,572	0	432,894	425,513	1,407	0	426,920
Morley City Centre Reserve	606,572	9,018	(100,000)	515,590	606,844	2,007	0	608,851
Morley Sport and Recreation Centre Reserve	521,257	9,279	0	530,536	521,505	1,725	(9,009)	514,221
Noranda Netball Club Reserve	614,850	1,153	(550,000)	66,003	615,126	2,034	0	617,161
Plant and Works Equipment Reserve	128,439	42	(126,000)	2,481	128,496	239	(126,000)	2,735
Playground and Parks Reserve	436,960	568	(405,000)	32,528	437,157	1,443	(39,239)	399,361
River Restoration Reserve	334,030	3,810	(120,000)	217,840	129,599	426	(10,643)	119,382
Roads and Drainage Reserve	131,863	212	(120,000)	12,075	131,923	436	(8,092)	124,267
Senior Citizens Building Reserve	91,937	105	(86,000)	6,042	91,979	304	0	92,283
Strategic Land Acquisition Reserve	11,840	212	0	12,052	11,846	39	0	11,885
Streetscapes Reserve	683,065	3,258	(510,000)	176,323	698,329	2,307	(21,114)	679,521
Sustainable Environment Reserve	167,615	483	(146,669)	21,429	172,926	572	0	173,498
The RISE Reserve	606,572	2,649	(457,760)	151,461	606,844	2,007	(10,802)	598,049
Workers Compensation Reserve	621,151	11,057	0	632,208	621,430	2,055	0	623,485
<b>Total</b>	<b>45,890,710</b>	<b>1,864,964</b>	<b>(16,618,338)</b>	<b>31,137,336</b>	<b>46,017,037</b>	<b>151,610</b>	<b>(2,007,516)</b>	<b>25,780,162</b>

### Attachment 3

**City of Bayswater  
Capital Acquisitions & Non-Operating Grants  
for the period 1 July 2020 to 30 November 2020**

	Adopted Budget	Amended Budget	YTD Budget	YTD Actual	Commitments	Funds Remaining
	\$	\$	\$	\$	\$	\$
<b>Non-operating grants, subsidies and contributions - summary</b>						
1622 Buildings	(2,000,000)	(2,000,000)	0	(7,882)	0	(1,992,118)
1702 Roads	(1,278,172)	(1,278,172)	(207,000)	(209,970)	0	(1,068,202)
1712 Footpath	(640,000)	(640,000)	0	0	0	(640,000)
1732 Park development	(1,892,754)	(1,902,420)	(66,086)	(6,400)	0	(1,896,020)
	<u>(5,810,926)</u>	<u>(5,820,592)</u>	<u>(273,086)</u>	<u>(224,252)</u>	<u>0</u>	<u>(5,596,340)</u>
<b>Capital acquisitions - summary</b>						
<b>Purchase of property, plant and equipment</b>						
1622 Buildings	11,612,193	12,555,983	2,916,497	1,100,492	1,087,729	10,367,762
1632 Furniture and equipment	572,476	808,351	423,516	294,116	137,548	376,687
1652 Plant and equipment	2,831,913	2,831,913	50,000	529,391	614,927	1,687,595
	<u>15,016,582</u>	<u>16,196,247</u>	<u>3,390,013</u>	<u>1,923,999</u>	<u>1,840,203</u>	<u>12,432,045</u>
<b>Purchase and construction of infrastructure assets</b>						
1702 Roads	3,747,861	3,999,052	1,763,924	429,917	1,100,483	2,468,652
1712 Footpath	1,815,324	1,824,924	402,176	419,284	94,575	1,311,066
1722 Drainage	639,223	670,798	108,084	131,606	5,843	533,350
1732 Park development	7,937,884	8,367,173	2,383,236	1,238,719	1,187,417	5,941,038
1742 Other infrastructure	1,087,980	1,284,321	341,827	413,868	168,627	701,825
	<u>15,228,272</u>	<u>16,146,269</u>	<u>4,999,247</u>	<u>2,633,393</u>	<u>2,556,945</u>	<u>10,955,930</u>
<b>Purchase of intangible assets</b>						
1852 Intangible assets	442,598	456,771	94,073	54,600	50,990	351,181
	<u>442,598</u>	<u>456,771</u>	<u>94,073</u>	<u>54,600</u>	<u>50,990</u>	<u>351,181</u>
	<u>30,687,452</u>	<u>32,799,287</u>	<u>8,483,333</u>	<u>4,611,992</u>	<u>4,448,139</u>	<u>23,739,156</u>
<b>Buildings</b>						
<b>Building</b>						
80691 Security access control - Upgrade	23,544	23,544	15,695	0	0	23,544
	<u>23,544</u>	<u>23,544</u>	<u>15,695</u>	<u>0</u>	<u>0</u>	<u>23,544</u>

	Adopted Budget	Amended Budget	YTD Budget	YTD Actual	Commitments	Funds Remaining
	\$	\$	\$	\$	\$	\$
<b>Building major capital works</b>						
80116 Hydrotherapy pool and spa refurbishment	61,657	61,657	61,657	0	0	61,657
80420 Maylands Town Centre Toilet Block	27,098	27,098	27,098	27,877	6,980	(7,759)
80474 Signage - renewal at various buildings	8,658	8,658	0	0	3,580	5,078
80596 Depot Offices Renovation	110,087	110,087	110,087	96,094	2,338	11,655
80598 Depot Upgrade Lighting	25,000	25,000	25,000	0	0	25,000
	232,500	232,500	223,842	123,971	12,898	95,631
<b>Building minor capital works</b>						
80461 Jamieson Frame Pav - replace rear doors	6,166	6,166	6,166	0	0	6,166
80464 Maylands TownH - renew toilet & switchboard	77,400	77,400	0	0	0	77,400
80482 Wotton Reserve - sewer connection	186,000	186,000	186,000	9,972	24,347	151,681
80570 Upper Hillcrest Reserve - Storage Shed	20,442	20,442	20,442	17,438	6,186	(3,182)
	290,008	290,008	212,608	27,410	30,534	232,065
<b>Aquatic facilities</b>						
80365 Bayswater Waves - refurbishment tender design	100,832	406,318	200,832	162,757	182,579	60,982
80602 Bayswater Waves - Repair Tiling	12,060	12,060	12,060	10,409	0	1,651
	112,892	418,378	212,892	173,166	182,579	62,633
<b>Aged care facilities</b>						
80390 Aged Persons Homes - general provisions	0	256,154	0	0	0	256,154
80410 Aged Care - Mertome Redevelopment Project	104,834	104,834	0	0	0	104,834
	104,834	360,988	0	0	0	360,988
<b>Community capital requests</b>						
80623 Hinds Reserve - Rowing Club Sheds - new grease trap	12,840	12,840	0	0	0	12,840
80625 Grand Prom Res - Bedford Bowling Club - refrigeration system	15,298	15,298	0	16,864	0	(1,566)
80626 Bayswater State Emergency Services - new storage area	31,818	31,818	0	19,710	1,468	10,641
80628 Maylands Tennis Club - toilet renewal	5,455	5,455	5,455	6,780	0	(1,325)
80629 Waltham Reserve - Club Rooms - shade patio	17,273	17,273	10,000	15,387	1,700	186
80630 Lightning Park - Pavilion - change rooms renewal	23,637	23,637	0	0	22,852	785
80631 Robert Thompson Reserve - Club Rooms - LED lights	18,600	18,600	18,600	19,070	0	(470)
80633 Noranda Sporting Complex - chairs	6,364	6,364	6,364	0	0	6,364
80634 Noranda Sporting Complex - bar floor renewal	10,909	10,909	10,909	9,715	0	1,194
80636 Frank Drago Reserve - Bayswater Tennis Club - grandstand	16,364	16,364	16,364	16,364	0	0
80637 Bayswater Elderly Community Help Org - new accessible toilet	36,364	36,364	0	0	0	36,364
80638 Bayswater ECHO - internal walls/floor renewal	27,273	27,273	0	0	20,291	6,982
	222,195	222,195	67,692	103,889	46,311	71,995

		Adopted Budget	Amended Budget	YTD Budget	YTD Actual	Commitments	Funds Remaining
		\$	\$	\$	\$	\$	\$
<b>Building renewal</b>							
80798	Maylands Sport & Rec - Maylands Bowling - toilet renewal	0	200,000	50,000	0	3,770	196,230
		0	200,000	50,000	0	3,770	196,230
<b>Sustainable environment</b>							
80271	Water and Energy Efficiency - building upgrades	0	3,431	0	0	0	3,431
		0	3,431	0	0	0	3,431
<b>Golf course development</b>							
80643	Embleton GC Clubhouse -Roof replacement	64,933	64,933	21,644	774	27,791	36,368
80644	Embleton GC Club Hse- Upg & reno toilets	72,148	72,148	0	0	49,330	22,818
		137,081	137,081	21,644	774	77,121	59,186
<b>Other infrastructure construction</b>							
80550	The RISE - LED signage	0	12,622	12,622	12,985	0	(363)
		0	12,622	12,622	12,985	0	(363)
<b>COVID-19 \$5m Stimulus Package Projects</b>							
80532	Bayswater Library - lift	0	27,229	27,229	44,003	0	(16,774)
80604	Bayswater Bowling Cub - Replacement of external doors	0	6,000	6,000	4,118	0	1,882
80606	Maylands Library - Workroom modification	0	7,085	7,085	9,184	0	(2,099)
80608	Pat O'Hara Rugby Club - security screens	7,200	7,200	7,200	0	0	7,200
80609	Morley Sport & Recreation Centre - emergency exit door	0	6,987	6,987	10,624	0	(3,637)
80611	Light Car Club - replace tiling	0	6,000	6,000	1,290	0	4,710
80612	Lower Hillcrest Clubrooms - carpet replacement	9,600	9,600	9,600	0	0	9,600
80613	Morley Sport & Recreation Centre - Basketball Crt Extension	5,500,000	5,500,000	1,100,000	99,531	145,193	5,255,276
80614	Bayswater Waves - Refurbish 25m pool, pool hall, plant room	1,569,500	1,569,500	0	0	0	1,569,500
80619	Energy Efficiency Projects	100,000	115,616	0	30,041	54,476	31,098
		7,186,300	7,255,217	1,170,101	198,791	199,670	6,856,756
<b>Administration Buildings</b>							
80663	Rangers & Sec- Install fencing back wall	17,315	17,315	17,315	16,546	0	769
80664	Ranger & Sec- Rnw Paint & Ceiling Replac	21,644	21,644	21,644	10,994	7,763	2,887
80666	Rangers and Security - Security system	8,658	8,658	5,772	0	0	8,658
80675	Civic Ctr (Embleton)- Aircon replacement	79,362	79,362	0	72,214	0	7,148
80676	Civic Ctr- Replace ceiling to plant room	10,101	10,101	6,734	0	0	10,101
		137,080	137,080	51,465	99,754	7,763	29,563



	Adopted Budget	Amended Budget	YTD Budget	YTD Actual	Commitments	Funds Remaining
	\$	\$	\$	\$	\$	\$
<b>Childcare &amp; Education Buildings</b>						
80648 2 Hudson St-Childcare Fac- Rpmnt pm fence	57,718	57,718	0	1,125	0	56,593
	57,718	57,718	0	1,125	0	56,593
<b>Health Buildings</b>						
80682 Bayswater Infant Hlth-Aircon replacement	9,379	9,379	9,379	10,707	0	(1,328)
	9,379	9,379	9,379	10,707	0	(1,328)
<b>Halls &amp; Community Centres</b>						
80654 Mayl Hall - rep to tuckpointing of brick	13,468	13,468	0	0	0	13,468
80656 Morley Comm Centre - Ext upg - Stage 2	72,869	72,869	0	22,598	21,645	28,627
80658 Morley Scout Hall - Upgrade lighting	8,658	8,658	4,329	0	0	8,658
80659 Morley Scout Hall - Rpmnt of ext doors	28,859	28,859	19,239	10,893	0	17,966
80661 Olive Tree House - Aircon replacement	25,973	25,973	0	27,090	0	(1,117)
80677 Bays. Act Ctr- Rpmnt of asbestos fencing	11,544	11,544	0	10,753	1,912	(1,121)
80678 Bayswater Community Centre - Int upg	50,503	50,503	0	12,882	31,123	6,498
80679 Bayswater Community Centre - Upg kitchen	72,148	72,148	0	0	38,595	33,553
80680 Bayswater Community Centre- Lighting upg	13,227	13,227	0	0	0	13,227
80681 Bayswater Community Centre- Toilet upg	86,577	86,577	0	0	44,061	42,516
	383,826	383,826	23,568	84,215	137,335	162,276
<b>Residences</b>						
80650 Maylands Police station - Renov kitchen	36,074	36,074	0	0	0	36,074
80651 Maylands Police Station - Security syst	8,658	8,658	5,772	0	6,798	1,860
	44,732	44,732	5,772	0	6,798	37,934
<b>Water Facilities</b>						
80687 Bayswater Waves - Exterior renewal	72,148	72,148	0	0	0	72,148
80688 Bayswater Waves - Aircon replacement	17,315	17,315	11,543	7,095	8,700	1,520
80781 Bayswater Waves - Changeroom refurbish	280,000	280,000	0	58,869	7,754	213,377
80782 Bayswater Waves- Inst dry change cubicle	80,150	80,150	80,150	4,970	22,500	52,680
80785 Bayswater Waves- Repl outdoor brick pav	54,698	54,698	54,698	0	0	54,698
80787 Bayswater Waves - Unplanned capital exp	40,000	40,000	13,333	1,750	42,320	(4,070)
80797 Bayswater Waves - Electrical Works	0	97,180	8,000	7,750	29,820	59,610
	544,311	641,491	167,724	80,434	111,094	449,963

	Adopted Budget	Amended Budget	YTD Budget	YTD Actual	Commitments	Funds Remaining
	\$	\$	\$	\$	\$	\$
<b>Sport &amp; Recreation Facilities</b>						
80632 Claughton Res- Minister sewer connection	12,024	12,024	0	0	0	12,024
80639 Crimea Res- Ext paint and roof sheeting	20,201	20,201	0	20,857	0	(656)
80645 Frank Drago Hall - Replace flooring	43,289	43,289	43,289	0	0	43,289
80646 Grand Prom Self Cln Toilet- Upg ext faç	62,047	62,047	0	0	0	62,047
80647 Houghton Park - Kitchen upgrade/Renov	72,148	72,148	72,148	0	0	72,148
80653 Maylands Spt and Rec Club - Lighting upg	14,430	14,430	4,810	0	0	14,430
80657 Morley Nor SC- Ints auto door to toilets	21,644	21,644	0	0	0	21,644
80660 Noranda Little Athletic - Ext façade upg	36,074	36,074	0	211	5,179	30,684
80668 The RISE- Upg sports hall light with LED	97,400	97,400	0	0	31,764	65,636
80669 The RISE- Undercroft SR ventilation	14,430	14,430	4,810	13,935	0	495
80670 The RISE - Replacement of Air con units	170,269	170,269	170,269	0	139,470	30,799
80672 Wotton Reserve - External upgrades	42,086	42,086	42,086	0	0	42,086
80673 Wotton Reserve - Internal upgrades	42,086	42,086	42,086	11,049	0	31,037
80690 The RISE - Disability access ramp const	121,641	121,641	0	0	2,000	119,641
80764 Lightning Park Rec C- Spectator shelter	30,000	30,000	0	0	0	30,000
80779 Morley Sport Rec Ctr- aesthetic & safety	30,000	30,000	10,000	10,045	10,167	9,788
80788 The RISE- Upg security and monitoring	50,000	50,000	50,000	0	39,079	10,921
	879,769	879,769	439,498	56,096	227,658	596,014
<b>Heritage Buildings</b>						
80662 Peninsula Hotel - Fire system upgrade	95,235	95,235	95,235	57,876	0	37,359
	95,235	95,235	95,235	57,876	0	37,359
<b>Libraries</b>						
80683 Bayswater Library - Aircon Replacement	10,101	10,101	10,101	3,845	0	6,256
80684 Bayswater Library - External renewal	11,544	11,544	11,544	0	505	11,039
80685 Bays. Lib- Kitch upg & LED replacement	42,086	42,086	28,057	1,344	26,397	14,345
80686 Bays. Lib/Comm/Inf Hlt Centre- Sec sys	17,315	17,315	17,315	0	14,736	2,579
	81,046	81,046	67,017	5,190	41,637	34,219
<b>Other Buildings</b>						
80641 Dog Pound - Airconditioning replacement	7,215	7,215	7,215	0	0	7,215
80692 Dog Pound - Upgrade	62,528	62,528	62,528	64,109	2,561	(4,142)
	69,743	69,743	69,743	64,109	2,561	3,073
<b>Aged Persons Homes</b>						
80794 Aged Persons Homes - Capital works	1,000,000	1,000,000	0	0	0	1,000,000
	1,000,000	1,000,000	0	0	0	1,000,000
<b>Total Buildings</b>	<b>11,612,193</b>	<b>12,555,983</b>	<b>2,916,497</b>	<b>1,100,492</b>	<b>1,087,729</b>	<b>10,367,762</b>

		Adopted Budget	Amended Budget	YTD Budget	YTD Actual	Commitments	Funds Remaining
		\$	\$	\$	\$	\$	\$
<b>Furniture and equipment</b>							
<b>Furniture and equipment</b>							
80385	The RISE - strength equipment replacement	35,000	35,000	0	0	0	35,000
80488	Bayswater Library - telephony upgrade	0	0	0	3,464	3,085	(6,549)
80597	Depot - replacement of ice machine	15,000	15,000	15,000	0	0	15,000
80698	Sound level mtr with logging capability	26,500	26,500	26,500	0	24,021	2,479
80758	Morley Library - Mobile shelving	5,100	5,100	5,100	0	5,107	(7)
		81,600	81,600	46,600	3,464	32,213	45,923
<b>IT capital</b>							
80090	Virtual Infrastructure Storage Replacement Program	0	172,609	172,609	97,441	38,457	36,711
80091	PC replacement program	178,612	236,879	90,658	115,054	23,330	98,495
80790	Firewall	48,500	48,500	15,000	0	27,871	20,629
80792	Network security infrastructure updates	45,000	45,000	13,500	14,640	0	30,360
80793	Business cont eqmt (replace tape drive)	45,000	45,000	13,500	19,673	0	25,327
		317,112	547,988	305,267	246,809	89,657	211,522
<b>IT renewal</b>							
80387	General IT Equipment Replacement Program	35,000	35,000	15,250	31,868	9,677	(6,545)
		35,000	35,000	15,250	31,868	9,677	(6,545)
<b>CCTV Renewal</b>							
80489	CCTV Servers - replacement	88,200	88,200	26,400	11,976	1,360	74,864
80524	MSRC - replace CCTV	0	4,999	4,999	0	4,640	359
		88,200	93,199	31,399	11,976	6,000	75,223
<b>Water Facilities</b>							
80780	Bayswater Waves- Rep 50m pool compress 1	5,000	5,000	5,000	0	0	5,000
80783	Bayswater Waves - Repl chem controllers	25,564	25,564	0	0	0	25,564
80784	Bayswater Waves- Repl 50m pool air scour	10,000	10,000	10,000	0	0	10,000
80786	Bayswater Waves - Repl pneumatic system	10,000	10,000	10,000	0	0	10,000
		50,564	50,564	25,000	0	0	50,564
Total Furniture and equipment		572,476	808,351	423,516	294,116	137,548	376,687
<b>Plant and equipment</b>							
<b>Furniture and equipment</b>							
80525	In-vehicle camera equipment and storage	50,000	50,000	50,000	21,080	0	28,920
		50,000	50,000	50,000	21,080	0	28,920

	Adopted Budget	Amended Budget	YTD Budget	YTD Actual	Commitments	Funds Remaining
	\$	\$	\$	\$	\$	\$
<b>Plant and equipment</b>						
80257 Plant and Fleet Replacement Program	2,737,413	2,737,413	0	508,311	614,927	1,614,175
80759 Lib Srv- Proc of commercial del vehicle	44,500	44,500	0	0	0	44,500
	2,781,913	2,781,913	0	508,311	614,927	1,658,675
<b>Total Plant and equipment</b>	<b>2,831,913</b>	<b>2,831,913</b>	<b>50,000</b>	<b>529,391</b>	<b>614,927</b>	<b>1,687,595</b>
<b>Roads</b>						
<b>Place Management</b>						
80535 Bayswater TC Parking Improvement Plan	0	23,687	11,844	0	770	22,917
	0	23,687	11,844	0	770	22,917
<b>Strategic Planning</b>						
80536 MorleyActivCtreCarPkgMgntPlan Implement	7,500	7,500	0	0	0	7,500
	7,500	7,500	0	0	0	7,500
<b>Road construction</b>						
80073 Crossovers	0	0	0	6,222	0	(6,222)
80198 Resurface ROWs	53,365	53,365	0	0	0	53,365
80245 Traffic management - general	50,000	118,477	40,000	6,450	4,812	107,215
80247 Traffic management - paving	26,682	26,682	13,341	2,139	0	24,543
80419 ROW Widening - 110 Milne St	8,500	8,500	0	0	0	8,500
80426 Design of slip lane at 60 Russell St cnr Walter Rd	150,321	174,507	24,186	64,339	39,071	71,097
	288,868	381,531	77,527	79,150	43,883	258,499
<b>Road renewal</b>						
80516 Resurface - McGilvray/Benara	170,000	170,000	113,332	17,259	144,416	8,325
80699 McGilvray Avenue Stage II upgrade	106,730	106,730	71,152	101,953	36,704	(31,927)
	276,730	276,730	184,484	119,212	181,120	(23,602)
<b>Roads to recovery</b>						
80739 Telstar Dr- Beechboro Rd N/Bottlebrush D	171,236	171,236	171,236	0	0	171,236
80740 Chaffers St- Ivanhoe St/Beechboro Rd Nth	76,845	76,845	51,230	5,301	56,157	15,387
80741 Paringa St- Ivanhoe St to Beechboro Rd N	70,442	70,442	46,961	3,180	57,648	9,614
80742 Maritana St- Ivanhoe St/Beechboro Rd Nth	70,442	70,442	46,961	2,555	58,247	9,640
80743 Hannans St- Ivanhoe St to Beechboro Rd N	70,442	70,442	46,961	3,180	58,271	8,990
80744 Hamersley Av- Abbey St to Beechboro Rd N	77,913	77,913	51,941	4,241	64,535	9,138
	537,320	537,320	415,290	18,457	294,858	224,005

		Adopted Budget	Amended Budget	YTD Budget	YTD Actual	Commitments	Funds Remaining
		\$	\$	\$	\$	\$	\$
<b>Black spot state</b>							
80748	Benara Road / Camboon Road	31,500	31,500	0	0	0	31,500
80749	Coode Street / Catherine Street	22,000	22,000	0	0	0	22,000
80750	Coode Street / Sixth Avenue	53,000	53,000	0	2,535	90	50,375
		106,500	106,500	0	2,535	90	103,875
<b>Black spot federal</b>							
80526	Eighth Ave and East St - Roundabout	114,175	169,006	130,831	83,771	85,350	(115)
80751	King Street / Raymond Avenue	214,000	214,000	0	0	0	214,000
		328,175	383,006	130,831	83,771	85,350	213,885
<b>Base road grant</b>							
80317	Drainage kerb renewal	0	10,208	10,208	3,571	1,356	5,281
80510	Resurface - Broadway - Priestley/Carpark	0	0	0	0	717	(717)
80513	Resurface - Hotham St - York/Railway	0	0	0	1,399	0	(1,399)
80711	Newington St- Marconi St to Solas Road	40,557	40,557	0	0	0	40,557
80712	Drake St - Rudloc Road to Broun Avenue	54,432	54,432	0	0	0	54,432
80713	Hertz Way - Telstar Dr To Wheatstone Dr	61,903	61,903	61,903	0	0	61,903
80714	Cable Place - Hertz Way to Culdesac	16,009	16,009	16,009	0	0	16,009
80715	Beam Court - Hertz Way to Culdesac	16,009	16,009	16,009	0	0	16,009
80716	Kybra Court - Aerial Place to Culdesac	11,740	11,740	11,740	0	0	11,740
80717	Jenvey St- Telstar Dr to Wheatstone Dr	39,490	39,490	39,490	0	0	39,490
80718	Direction Place - Jenvey St to Culdesac	25,615	25,615	25,615	0	0	25,615
80719	Argosy Place - Aerial Place to Culdesac	14,942	14,942	14,942	0	0	14,942
80720	Aerial Place - Wheatstone Dr to Culdesac	32,019	32,019	32,019	0	0	32,019
80721	Croesus St- Ivanhoe St to Beechboro Rd N	70,442	70,442	46,961	10,602	41,298	18,542
80722	Turon St- Ivanhoe St to Beechboro Rd Nth	70,442	70,442	46,961	3,180	59,519	7,742
80723	Araluen St- Ivanhoe St to Beechboro Rd N	67,240	67,240	44,826	3,180	55,306	8,753
80724	Abbey St- Hamersley Avenue to Culdesac	11,740	11,740	7,826	0	9,107	2,633
80725	Lancefield Rd- Chaffers St to Paringa St	17,077	17,077	11,384	0	18,746	(1,669)
80726	Regent Grove- Maritana St to Hannans St	17,077	17,077	11,384	0	18,088	(1,011)
80727	Magro Place - Hannans Street to Culdesac	10,673	10,673	7,114	828	5,378	4,467
80728	Baileys Retreat- Croesus St to Turon St	17,077	17,077	11,384	0	17,414	(337)
80729	Oroya Close - Araluen St to Hamersley Av	17,077	17,077	11,384	0	19,079	(2,002)
80730	Beechboro Ct- Beechboro Rd N to Culdesac	10,673	10,673	7,114	0	0	10,673
80731	Mercury Place - Cassia Way to Culdesac	25,615	25,615	17,076	0	0	25,615
80732	Pan Close - Mercury Place to Culdesac	14,942	14,942	9,961	0	0	14,942
80733	Elettra Close - Cassia Way to Culdesac	25,615	25,615	17,076	0	0	25,615
80734	Scotia Place - Elettra Close to Culdesac	18,144	18,144	12,095	0	0	18,144
80735	Carparks - Clarkson Jetty	85,384	85,384	0	0	14,622	70,762

	Adopted Budget	Amended Budget	YTD Budget	YTD Actual	Commitments	Funds Remaining
	\$	\$	\$	\$	\$	\$
<b>Base road grant cont.</b>						
80736 Drainage & Kerbing - Various	76,845	76,845	51,230	42,264	676	33,906
80795 Crawford Road– York St to Railway Pde	99,259	99,259	0	0	0	99,259
80796 Oxford St– Crawford Rd to Kennedy St	22,947	22,947	0	0	0	22,947
	990,985	1,001,193	541,711	65,024	261,309	674,860
<b>Traffic management</b>						
80291 Citywide traffic implementation	220,000	266,114	127,446	8,092	73,830	184,192
80297 Traffic Management - Disability Access Committee	25,000	48,688	18,000	0	0	48,688
80752 Riverside Gardens - Carpark extension	50,000	50,000	0	0	0	50,000
	295,000	364,802	145,446	8,092	73,830	282,880
<b>Other road construction</b>						
80429 Wellington Rd/Walter Rd intersection upgrade	22,520	22,520	0	0	8,329	14,191
80745 Clarkson to Tranby - Resurface Cycleway	85,384	85,384	0	0	0	85,384
80746 The Strand,Arundel,Essex,May- Recons ROW	27,750	27,750	0	0	0	27,750
80747 Towns Development Program - Various	32,019	32,019	10,673	3,499	4,248	24,272
	167,673	167,673	10,673	3,499	12,577	151,597
<b>Arterial road construction</b>						
80707 Crimea Street, Morley	66,172	66,172	0	0	24,295	41,877
80708 Beaufort Street, Bedford	64,038	64,038	0	0	0	64,038
80709 Coode Street, Bedford	32,019	32,019	0	0	0	32,019
80710 Beechboro Road, Morley	42,692	42,692	0	23,668	2,119	16,906
	204,921	204,921	0	23,668	26,414	154,840
<b>Metropolitan Regional Road Group Projects</b>						
80737 Whatley C- Charles St to Caledonian Av	246,118	246,118	246,118	18,872	120,283	106,963
80738 Benara Rd - Camboon Rd to Millerick Way	120,071	120,071	0	0	0	120,071
	366,189	366,189	246,118	18,872	120,283	227,034
<b>Footpath renewal</b>						
80561 Resurface - Cycleway - Swan Bank/Clarkson Rd	28,000	28,000	0	0	0	28,000
	28,000	28,000	0	0	0	28,000
<b>COVID-19 \$5m Stimulus Package Projects</b>						
80621 Bayswater Waves - carpark resurfacing	150,000	150,000	0	7,638	0	142,362
	150,000	150,000	0	7,638	0	142,362
<b>Total Roads</b>	<b>3,747,861</b>	<b>3,999,052</b>	<b>1,763,924</b>	<b>429,917</b>	<b>1,100,483</b>	<b>2,468,652</b>

		Adopted Budget	Amended Budget	YTD Budget	YTD Actual	Commitments	Funds Remaining
		\$	\$	\$	\$	\$	\$
<b>Footpath</b>							
<b>Footpath construction</b>							
80063	New footpath construction and Local Bike Plan	640,372	640,372	128,074	20,552	40,843	578,977
80700	Deschamp Reserve - footpath upgrade	38,423	38,423	38,423	12,378	0	26,045
80702	Footpath Repair Program	320,189	320,189	40,023	267,995	51,540	654
80703	Arterial Road New Dual Use Path Program	576,340	576,340	96,056	1,861	0	574,479
80761	Embersson Res- ACROD bay and access path	30,000	30,000	30,000	0	0	30,000
		1,605,324	1,605,324	332,576	302,786	92,383	1,210,156
<b>Park development construction</b>							
80765	Maylands Tennis Club - ACROD pathway	10,000	10,000	10,000	0	0	10,000
80776	New Pathways within Reserves	200,000	200,000	50,000	91,264	2,192	106,545
		210,000	210,000	60,000	91,264	2,192	116,545
<b>COVID-19 \$5m Stimulus Package Projects</b>							
80610	Bedford Bowling Club - path replacement	0	9,600	9,600	10,817	0	(1,217)
80620	Footpath Construction - arterial roads	0	0	0	14,418	0	(14,418)
		0	9,600	9,600	25,234	0	(15,634)
Total Footpath		1,815,324	1,824,924	402,176	419,284	94,575	1,311,066
<b>Drainage</b>							
<b>Footpath renewal</b>							
80483	Wotton Res C/hse - paths and drainage	0	24,000	0	0	0	24,000
		0	24,000	0	0	0	24,000
<b>Drainage construction</b>							
80047	Russell Street Park - grant funds	23,379	23,379	23,379	5,450	0	17,929
80248	Urban water sensitive design	247,001	254,576	7,575	20,382	1,140	233,054
80249	Drainage grates	53,365	53,365	19,403	50,055	435	2,875
80697	Nora Hughes Park - Living Stream	70,000	70,000	0	0	0	70,000
		393,745	401,320	50,357	75,887	1,575	323,858
<b>Drainage renewal</b>							
80701	Grate Replacement Program	85,384	85,384	31,045	55,718	4,268	25,398
80705	Low Point Dual Gully Program	160,094	160,094	26,682	0	0	160,094
		245,478	245,478	57,727	55,718	4,268	185,492
Total Drainage		639,223	670,798	108,084	131,606	5,843	533,350

	Adopted Budget	Amended Budget	YTD Budget	YTD Actual	Commitments	Funds Remaining
	\$	\$	\$	\$	\$	\$
<b>Park development</b>						
<b>Community capital requests</b>						
80627 North Inglewood Pre-School - play equipment	20,000	20,000	20,000	18,284	0	1,716
	20,000	20,000	20,000	18,284	0	1,716
<b>Entry statement</b>						
80534 Bayswater Library/Bert Wright Sculpture	30,000	30,000	30,000	0	0	30,000
	30,000	30,000	30,000	0	0	30,000
<b>Other infrastructure construction</b>						
80569 Sculpture - Corner Ninth Avenue & Whatley Crescent Maylands	0	10,000	10,000	5,461	3,630	909
	0	10,000	10,000	5,461	3,630	909
<b>Park development construction</b>						
80015 Playground replacements	42,550	42,550	0	44,497	2,630	(4,577)
80049 Frank Drago Reserve - pitch levelling and fencing	0	0	0	630	0	(630)
80067 Enhanced tree management	0	99,137	0	54	0	99,083
80071 Maylands Lakes Stage 1	0	6,233	6,233	0	0	6,233
80099 Playground replacements	60,000	107,002	47,002	192,491	1,010	(86,499)
80236 Irrigation control cubicles replacement	0	0	0	1,811	1,553	(3,364)
80242 Riverbank restoration	120,000	120,000	60,000	10,725	16,210	93,065
80259 Maylands Waterland redevelopment	50,000	50,000	0	0	0	50,000
80329 Irrigation upgrade/replacement program	41,409	41,409	2,000	23,336	10,455	7,618
80372 Cricket wickets	16,355	16,355	16,355	15,770	5,145	(4,560)
80379 Soccer goal post and sleeve replacement	25,000	25,000	0	0	0	25,000
80413 Hampton Tennis Court fencing	15,824	15,824	15,824	0	0	15,824
80437 Crimea Park - replace team benches	0	0	0	1,708	0	(1,708)
80438 Noranda Netball - renew court surfaces	42,998	42,998	0	0	827	42,171
80599 Lightning Park Green Waste Facility - Upgrade Fence	30,000	30,000	30,000	32,161	0	(2,161)
80600 Grand Prom - Shade Sail	20,000	20,000	20,000	14,597	10,366	(4,963)
80695 Bayswater Industrial Estate Imp Program	45,000	45,000	5,625	0	0	45,000
80757 Golf Course Development Program	149,559	149,559	81,818	22,562	10,204	116,793
80762 Embleton Golf C - Part perimeter fencing	65,000	65,000	40,000	32,200	0	32,800
80763 Frank Drago Reserve - Perimeter fencing	22,500	22,500	22,500	0	0	22,500
80766 Hampton Park Morley - New barbeque	15,000	15,000	15,000	0	0	15,000
80767 Noranda SC- Little Athletic timers stand	10,000	10,000	10,000	0	0	10,000
80769 P O'Hara/A Brooks/Wattle- PG Shade Sail	100,000	100,000	0	62	10,386	89,552
80770 Houghton Park - Replace barbeque	15,000	15,000	15,000	0	0	15,000
80771 Shadwell and Paterson Res-shade sails PG	35,000	35,000	35,000	123	28,980	5,897
80772 Tranby and Clarkson Res-Renew excs eqmt	50,000	50,000	0	0	0	50,000



	Adopted Budget	Amended Budget	YTD Budget	YTD Actual	Commitments	Funds Remaining
	\$	\$	\$	\$	\$	\$
<b>Park development construction cont.</b>						
80773 Robert Thompson Reserve - Exercise eqmt	20,000	20,000	0	0	0	20,000
80775 Dog Exercise Area - construction	80,000	80,000	0	210	0	79,790
80777 Gus Weimer- Play Space Redevelopment Prg	65,000	65,000	0	136	0	64,864
80778 Stanbury- Play Space Redevelopment Pgrm	50,000	50,000	0	0	28,900	21,100
	1,186,195	1,338,567	422,357	393,075	126,665	818,827
<b>Sustainable environment</b>						
80269 Baigup Wetland Stage 1 - Activity Centre and Interpretation	140,436	140,436	0	0	204,740	(64,304)
80270 Bayswater Brook Living Stream	35,481	35,481	0	0	0	35,481
80272 Lightning Swamp Interpretation Plan Works	0	9,301	0	0	755	8,547
80273 Maylands Lakes restoration Stage 2	935,512	1,042,226	445,628	31,557	413,724	596,946
80622 Russell St Living Stream Link Agreement	10,000	10,000	10,000	0	0	10,000
80696 Arbor Park upg- Greening Aust. Project	86,420	86,420	0	600	0	85,820
	1,207,849	1,323,864	455,628	32,157	619,218	672,489
<b>Tree management</b>						
80276 Streetscape upgrades	175,264	180,162	4,898	125,906	23,421	30,834
	175,264	180,162	4,898	125,906	23,421	30,834
<b>Golf course development</b>						
80433 Embleton Golf Course - tank upgrade	0	0	0	338	0	(338)
	0	0	0	338	0	(338)
<b>Drink fountains</b>						
80380 Drinks Fountains Replacement Program	48,591	48,591	0	3,146	10,926	34,519
80774 Noranda Nook - Water drinking fountain	6,000	6,000	6,000	0	0	6,000
	54,591	54,591	6,000	3,146	10,926	40,519
<b>Playground</b>						
80449 Play Space Developments	252,553	347,190	30,000	163,022	118,751	65,417
	252,553	347,190	30,000	163,022	118,751	65,417
<b>Sports Goals</b>						
80445 Gibbney Reserve - renew sports goals	0	4,946	0	0	0	4,946
80446 Pat O'Hara Reserve - renew sports goals	0	14,700	14,700	0	0	14,700
	0	19,646	14,700	0	0	19,646

	Adopted Budget	Amended Budget	YTD Budget	YTD Actual	Commitments	Funds Remaining
	\$	\$	\$	\$	\$	\$
<b>Other infrastructure construction</b>						
80486 Riverside Gardens - replace plaques	0	0	0	303	0	(303)
80595 Hinds Reserve - Construction of a multi-user access ramp	25,000	25,000	25,000	3,924	0	21,076
	25,000	25,000	25,000	4,227	0	20,773
<b>Other infrastructure renewal</b>						
80753 Bore and Pump Maintenance Program	299,118	299,118	299,118	168,413	47,871	82,835
80755 Critical Asset Renewal Program	358,937	358,937	155,437	49,169	112,700	197,068
	658,055	658,055	454,555	217,582	160,571	279,902
<b>COVID-19 \$5m Stimulus Package Projects</b>						
80235 Bore and pump maintenance program	50,000	50,000	50,000	20,633	17,860	11,507
80364 Maylands Waterland redevelopment	2,500,000	2,500,000	450,000	39,744	16,957	2,443,299
80370 Noranda Netball Court resurface	1,400,000	1,400,000	0	0	0	1,400,000
80615 Alf Brooks Park - Redevelopment	194,385	205,309	205,309	98,563	26,228	80,518
80616 Belstead Reserve - Redevelopment	183,992	204,789	204,789	116,580	63,189	25,020
	4,328,377	4,360,098	910,098	275,521	124,234	3,960,343
Total Park development	7,937,884	8,367,173	2,383,236	1,238,719	1,187,417	5,941,038
<b>Other infrastructure</b>						
<b>Building minor capital works</b>						
80527 Depot - improve access and security	0	0	0	12,035	0	(12,035)
	0	0	0	12,035	0	(12,035)
<b>Community capital requests</b>						
80624 Bayswater Pre School - play equip, fountain, goals, table	16,388	16,388	0	0	0	16,388
80635 Wotton Reserve - soccer goals - pitch C	9,291	9,291	9,291	0	0	9,291
	25,679	25,679	9,291	0	0	25,679
<b>Street lights</b>						
80250 Street light upgrade	128,075	190,668	38,421	117,521	68,107	5,040
	128,075	190,668	38,421	117,521	68,107	5,040
<b>Other infrastructure construction</b>						
80251 PAW gates and reserve lighting	85,384	85,384	18,973	40,870	16,449	28,065
	85,384	85,384	18,973	40,870	16,449	28,065
<b>Footpath construction</b>						
80431 Footpath - Bookham Street and Boag Place	15,000	75,000	0	0	0	75,000
	15,000	75,000	0	0	0	75,000

		Adopted Budget	Amended Budget	YTD Budget	YTD Actual	Commitments	Funds Remaining
		\$	\$	\$	\$	\$	\$
<b>Park development construction</b>							
80760	Bayswater Cricket Club - cricket nets	40,000	40,000	0	240	0	39,760
80768	Park signage renewals	20,000	20,000	0	440	0	19,560
		60,000	60,000	0	680	0	59,320
<b>Floodlights</b>							
80442	Wotton Reserve - renew sports floodlight	9,110	9,110	0	0	0	9,110
80443	Bayswater Bowling - renew floodlights	55,000	55,000	55,000	67,871	3,755	(16,626)
80444	Bayswater Croquet 2 - renew floodlights	40,000	40,000	40,000	51,618	0	(11,618)
		104,110	104,110	95,000	119,489	3,755	(19,134)
<b>Sports Goals</b>							
80445	Gibbney Reserve - renew sports goals	0	0	0	7,290	2,980	(10,270)
80446	Pat O'Hara Reserve - renew sports goals	0	0	0	8,605	0	(8,605)
		0	0	0	15,895	2,980	(18,875)
<b>Other infrastructure construction</b>							
80252	Bus shelters	48,028	48,028	12,007	1,399	9,940	36,689
80391	Noranda Town Centre City-led Infrastructure Activation	55,609	55,609	6,951	2,800	0	52,809
80392	Maylands Town Centre City-led Infrastructure Activation	40,000	54,509	19,509	9,018	13,584	31,907
80393	Bayswater Town Centre City-led Infrastructure Activation	45,000	45,000	5,625	2,000	3,000	40,000
80394	Morley Town Centre City-led Infrastructure Activation	50,000	50,000	6,250	0	0	50,000
80693	Bedford Shopping Precincts Regen Project	61,000	61,000	0	0	0	61,000
		299,637	314,146	50,342	15,218	26,524	272,404
<b>Other infrastructure renewal</b>							
80704	Drainage Sump Fencing Program	85,384	85,384	0	0	0	85,384
80706	Depot Upgrade/Lighting	53,365	53,365	8,893	20,166	1,080	32,119
		138,749	138,749	8,893	20,166	1,080	117,503
<b>COVID-19 \$5m Stimulus Package Projects</b>							
80617	Passive Light Replacement Program	71,346	87,035	42,512	41,077	36,964	8,994
80618	Town Centre Streetscape Works	160,000	200,000	74,845	8,043	6,268	185,689
		231,346	287,035	117,357	49,120	43,232	194,683
<b>Land</b>							
80007	Morley Activity Centre - Streetscape Enhancement Plan	0	3,550	3,550	22,875	6,500	(25,825)
		0	3,550	3,550	22,875	6,500	(25,825)
<b>Total Other infrastructure</b>		1,087,980	1,284,321	341,827	413,868	168,627	701,825

	Adopted Budget	Amended Budget	YTD Budget	YTD Actual	Commitments	Funds Remaining
	\$	\$	\$	\$	\$	\$
<b>Intangible assets</b>						
<b>IT capital</b>						
80528 Building Workflow Development	0	0	0	0	4,725	(4,725)
80531 Knowledge Management System	15,000	15,000	15,000	14,000	0	1,000
80554 Rating system improvements - stage 1	9,200	9,200	9,200	8,100	0	1,100
80555 Debtors system improvements - stage 1	0	4,173	4,173	0	0	4,173
80558 Payroll CIAnywhere - implementation	0	10,000	0	0	0	10,000
	24,200	38,373	28,373	22,100	4,725	11,548
<b>Software</b>						
80398 Software	169,398	169,398	51,000	32,500	46,265	90,633
80789 Corporate Performance System	200,000	200,000	0	0	0	200,000
80791 Implement eServices	49,000	49,000	14,700	0	0	49,000
	418,398	418,398	65,700	32,500	46,265	339,633
Total Intangible assets	442,598	456,771	94,073	54,600	50,990	351,181
<b>Total capital projects</b>	<b>30,687,452</b>	<b>32,799,287</b>	<b>8,483,333</b>	<b>4,611,992</b>	<b>4,448,139</b>	<b>23,739,156</b>

## Attachment 4

### City of Bayswater Economic Stimulus Projects Balance as at 30 Nov 2020

		Amended Budget			Economic Stimulus Reserve		Actual		Funds Remaining
		Municipal Funds	Grants & Contributions	Reserve Funds		Total	Total	Commitments	
35000	Roxy Theatre - external paint	0	0	0	12,000	12,000	7,886	0	4,114
35001	Riverside Gardens Reserve - Public Toilets - repaint	0	0	0	18,000	18,000	23,305	0	(5,305)
35002	Hampton Square Reserve - Scout Hall - internal paint	0	0	0	18,000	18,000	18,554	0	(554)
35003	Hinds Reserve Pavilion - External Paint	0	0	0	9,600	9,600	5,629	0	3,971
35004	Noranda Sporting Complex - external repaint	0	0	0	21,600	21,600	17,592	0	4,008
40011	Footpaths Maintenance - Stimulus projects	0	0	0	200,000	200,000	189,729	0	10,271
80235	Bore and pump maintenance program	100,000	0	0	87,000	187,000	194,558	17,860	(25,418)
80364	Maylands Waterland redevelopment	800,000	1,500,000	0	200,000	2,500,000	82,264	16,957	2,400,779
80370	Noranda Netball Court resurface	0	0	550,000	850,000	1,400,000	0	0	1,400,000
80532	Bayswater Library - lift	40,000	0	0	20,000	60,000	76,773	0	(16,773)
80604	Bayswater Bowling Club - Replacement of external doors	0	0	0	6,000	6,000	4,118	0	1,882
80605	Depot - Roof replacement	0	0	0	7,200	7,200	4,853	0	2,347
80606	Maylands Library - Workroom modification	0	0	0	7,800	7,800	9,898	0	(2,098)
80607	Morley Noranda Sport Complex - Roof Replacement	0	0	0	36,000	36,000	25,351	0	10,649
80608	Pat O'Hara Rugby Club - security screens	0	0	0	7,200	7,200	4,672	0	2,528
80609	Morley Sport & Recreation Centre - emergency exit door	0	0	0	13,200	13,200	17,611	0	(4,411)
80610	Bedford Bowling Club - path replacement	0	0	0	9,600	9,600	10,817	0	(1,217)
80611	Light Car Club - replace tiling	0	0	0	6,000	6,000	1,290	0	4,710
80612	Lower Hillcrest Clubrooms - carpet replacement	0	0	0	9,600	9,600	13,510	0	(3,910)
80613	Morley Sport & Recreation Centre - Basketball Crt Extension	0	2,000,000	2,900,000	600,000	5,500,000	99,531	145,193	5,255,276
80614	Bayswater Waves - Refurbish 25m pool, pool hall, plant room	0	0	0	1,569,500	1,569,500	0	0	1,569,500
80615	Alf Brooks Park - Redevelopment	34,385	35,000	0	140,000	209,385	102,639	26,228	80,517
80616	Belstead Reserve - Redevelopment	33,992	0	0	173,000	206,992	118,783	63,189	25,020
80617	Passive Light Replacement Program	21,346	0	0	100,000	121,346	75,388	36,964	8,994
80618	Town Centre Streetscape Works	0	0	0	200,000	200,000	8,043	6,268	185,689
80619	Energy Efficiency Projects	0	0	0	150,000	150,000	64,425	54,476	31,098
80620	Footpath Construction - arterial roads	0	0	0	200,000	200,000	232,653	0	(32,653)
80621	Bayswater Waves - carpark resurfacing	0	0	0	200,000	200,000	208,652	0	(8,652)
	Community Grants	0	0	0	286,762	286,762	142,316	46,311	98,135
Total		1,029,723	3,535,000	3,450,000	5,158,062	13,172,785	1,760,842	413,447	10,998,496
<b>Community Capital Projects</b>									
35005	Wotton Reserve - Petanque Clubrooms - furniture	0	0	0	4,343	4,343	4,342	0	1
35006	Noranda Sporting Complex - internal painting	0	0	0	11,818	11,818	11,830	0	(12)
35007	Hampton Square Reserve - Toilets/Storage Room - ramp	0	0	0	2,727	2,727	2,806	0	(79)
80623	Hinds Reserve - Rowing Club Sheds - new grease trap	0	0	0	12,840	12,840	0	0	12,840
80624	Bayswater Pre School - play equip, fountain, goals, table	0	0	0	16,388	16,388	0	0	16,388
80625	Grand Prom Res - Bedford Bowling Club - refrigeration system	0	0	0	15,298	15,298	16,864	0	(1,566)
80626	Bayswater State Emergency Services - new storage area	0	0	0	31,818	31,818	19,710	1,468	10,641
80627	North Inglewood Pre-School - play equipment	0	0	0	20,000	20,000	18,284	0	1,716
80628	Maylands Tennis Club - toilet renewal	0	0	0	5,455	5,455	6,780	0	(1,325)
80629	Waltham Reserve - Club Rooms - shade patio	0	0	0	17,273	17,273	15,463	1,700	110
80630	Lightning Park - Pavilion - change rooms renewal	0	0	0	23,637	23,637	1,088	22,852	(303)
80631	Robert Thompson Reserve - Club Rooms - LED lights	0	0	0	18,600	18,600	19,070	0	(470)
80633	Noranda Sporting Complex - chairs	0	0	0	6,364	6,364	0	0	6,364
80634	Noranda Sporting Complex - bar floor renewal	0	0	0	10,909	10,909	9,715	0	1,194
80635	Wotton Reserve - soccer goals - pitch C	0	0	0	9,291	9,291	0	0	9,291
80636	Frank Drago Reserve - Bayswater Tennis Club - grandstand	0	0	0	16,364	16,364	16,364	0	0
80637	Bayswater Elderly Community Help Org - new accessible toilet	0	0	0	36,364	36,364	0	0	36,364
80638	Bayswater ECHO - internal walls/floor renewal	0	0	0	27,273	27,273	0	20,291	6,982
Total		0	0	0	286,762	286,762	142,316	46,311	98,135

## 10.2.2 Investment Report for the Period Ended 30 November 2020

<b>Responsible Branch:</b>	Financial Services	
<b>Responsible Directorate:</b>	Corporate and Strategy	
<b>Authority/Discretion:</b>	<input type="checkbox"/> Advocacy <input type="checkbox"/> Executive/Strategic <input checked="" type="checkbox"/> Legislative	<input type="checkbox"/> Review <input type="checkbox"/> Quasi-Judicial <input type="checkbox"/> Information Purposes
<b>Voting Requirement:</b>	Simple Majority Required	
<b>Attachments:</b>	1. Investment Summary as at 30 November 2020	

### SUMMARY

This report presents the City's Investment Portfolio for the period ended 30 November 2020.

### OFFICER'S RECOMMENDATION

**That Council receives the Investment Portfolio Report for the period ended 30 November 2020 with investments totalling \$112,631,653.96.**

### BACKGROUND

The purpose of this report is for Council to note the Investment Portfolio detailed in **Attachment 1**.

In accordance with Regulation 34 of the *Local Government (Financial Management) Regulations 1996*, a monthly report on the City's Investment Portfolio is to be presented to Council.

The City's Investment Policy details the manner in which the City is to manage the investment portfolio ensuring:

- a high level of security;
- an adequate level of diversification to spread risk; and
- sufficient liquidity to meet all reasonably-anticipated cash flow requirements (ready access to funds for daily requirements).

The City's investment portfolio (**Attachment 1**) is spread across several financial institutions in accordance with the risk management guidelines as contained in the policy.

Maximum Risk Exposure - The City policy sets a portfolio credit framework which limits the credit exposure of the City's investment to the following Standard & Poor's (S&P) rated banking institutions, as follows:

<b>S&amp;P Long-Term Rating</b>	<b>S&amp;P Short-Term Rating</b>	<b>Maximum Risk Limit % Credit Rating</b>
AAA	A-1+	100%
AA	A-1	100%
A	A-2	80%

This report is intended to not only meet the City's regulatory and policy obligations, but also to summarise how the City's funds have been invested and with which financial institution.

## EXTERNAL CONSULTATION

Not applicable.

## OFFICER'S COMMENTS

Total investments for the period ended 30 November 2020 were \$112,631,653.96.

Of the total investment portfolio, \$54,383,978.48 is internally restricted and \$5,006,883.36 externally restricted, to satisfy the City's legislative responsibilities and to set aside funds for future projects. The balance of the investment funds represents working capital and funding required for the City's 2020/21 operating and capital expenditure requirements.

## LEGISLATIVE COMPLIANCE

Investment Policy applies. It is noted that the City currently has 31% in fossil fuel free investments.

## OPTIONS

In accordance with the City's Risk Management Framework, the following option has been assessed against the City's adopted risk tolerance. Comments are provided against each of the risk categories.

<b>Option 1</b>	<b>That Council receives the Investment Portfolio Report for the period ended 30 November 2020 with investments totalling \$112,631,653.96.</b>	
<b>Risk Category</b>	<b>Adopted Risk Appetite</b>	<b>Risk Assessment Outcome</b>
Strategic Direction	Moderate	Low
Reputation	Low	Low
Governance	Low	Low
Community and Stakeholder	Moderate	Low
Financial Management	Low	Low
Environmental Responsibility	Low	Low
Service Delivery	Low	Low
Organisational Health and Safety	Low	Low
<b>Conclusion</b>	Funds have been invested in accordance with the City's Investment Policy.	

## FINANCIAL IMPLICATIONS

Income earned from investments is recognised in the City's financial statements.

## STRATEGIC IMPLICATIONS

In accordance with the City of Bayswater Strategic Community Plan 2017-2027 (as amended), the following applies:

Theme: Leadership and Governance.  
Aspiration: Open, accountable and responsive service.  
Outcome L1: Accountable and good governance.

## CONCLUSION

That Council receives the Investment Portfolio Report for the period ended 30 November 2020 with investments totalling \$112,631,653.96.

## Attachment 1

### City of Bayswater Investment Summary Balance as at 30-Nov-2020

#### Investments By Maturity Date

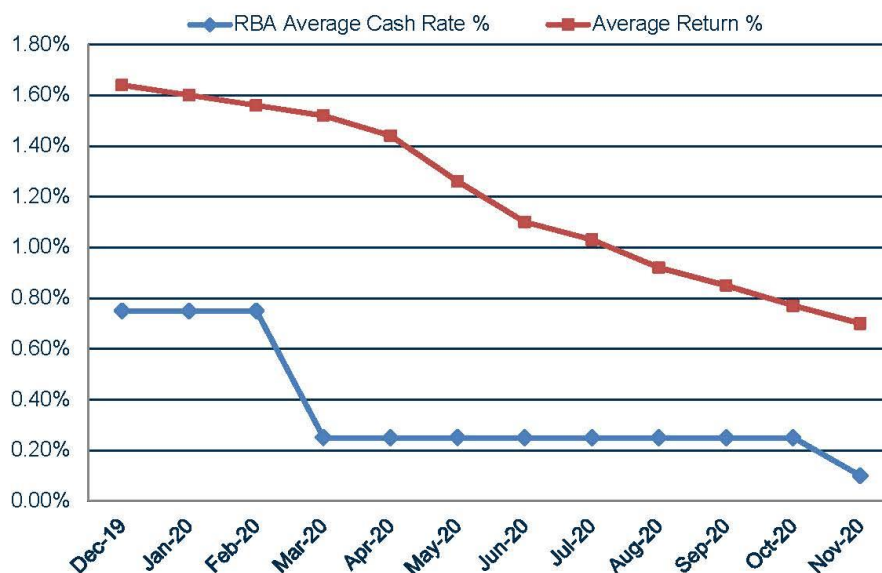
Maturity Dates	Principal	Portfolio %	Number of Investments
Less than 30 days	\$16,141,079.33	14%	8
Between 30 days and 60 days	\$21,751,065.64	19%	10
Between 61 days and 90 days	\$28,772,354.66	26%	16
Between 91 days and 180 days	\$41,391,950.66	37%	22
Between 181 days and 1 year	\$4,575,203.67	4%	3
<b>Total</b>	<b>\$112,631,653.96</b>	<b>100%</b>	<b>59</b>

#### Allocation of Investments

S&P Rating (Short-term)	Bank	Amount Invested	Amount Invested %	Threshold %
A-1+	National Australia Bank	\$39,248,946.06	35%	45%
A-1+	Westpac	\$19,392,402.38	17%	45%
A-1	Suncorp	\$19,031,887.72	17%	35%
A-2	Bank of Queensland **	\$28,444,213.11	25%	30%
A-2	Bendigo Bank **	\$6,514,204.69	6%	30%
<b>Total</b>		<b>\$112,631,653.96</b>	<b>100%</b>	

\*\* Fossil fuel free investment

#### Average Return on Investment





**City of Bayswater  
Investment Register  
Balance as at 30-Nov-2020**

Investment Number	Bank	Lodgement Date	Maturity Date	Rate %	Principal \$	Accrued Interest \$	Maturity Interest \$	Maturity Amount \$
200463	Suncorp Bank	25/08/20	01/12/20	0.65	2,500,000.00	4,318.49	4,363.01	2,504,363.01
200464	Suncorp Bank	25/08/20	08/12/20	0.65	2,000,000.00	3,454.79	3,739.73	2,003,739.73
200465	National Australia Bank	25/08/20	15/12/20	0.70	5,500,000.00	10,231.51	11,813.70	5,511,813.70
200466	Bendigo Bank	25/08/20	22/12/20	0.60	3,500,000.00	5,580.82	6,846.58	3,506,846.58
200467	Bendigo Bank	25/08/20	05/01/21	0.60	2,000,000.00	3,189.04	4,372.60	2,004,372.60
200471	National Australia Bank	01/09/20	05/01/21	0.70	1,318,162.16	2,275.18	3,185.26	1,321,347.42
200472	National Australia Bank	01/09/20	12/01/21	0.70	3,000,000.00	5,178.08	7,652.05	3,007,652.05
200475	National Australia Bank	08/09/20	19/01/21	0.70	3,000,000.00	4,775.34	7,652.05	3,007,652.05
200468	Suncorp Bank	25/08/20	27/01/21	0.70	2,500,000.00	4,650.68	7,431.51	2,507,431.51
200487	National Australia Bank	06/10/20	27/01/21	0.60	1,502,105.76	1,358.07	2,790.21	1,504,895.97
200485	National Australia Bank	15/09/20	02/02/21	0.59	2,581,249.86	3,171.05	5,841.40	2,587,091.26
200478	Westpac Bank	22/09/20	09/02/21	0.54	2,104,848.99	2,148.68	4,359.63	2,109,208.62
200479	National Australia Bank	22/09/20	09/02/21	0.65	1,842,305.85	2,263.76	4,593.15	1,846,899.00
200484	National Australia Bank	29/09/20	09/02/21	0.60	2,000,000.00	2,038.36	4,372.60	2,004,372.60
200496	National Australia Bank	03/11/20	16/02/21	0.50	1,003,480.83	371.15	1,443.36	1,004,924.19
200499	National Australia Bank	10/11/20	16/02/21	0.47	703,178.77	181.09	887.35	704,066.12
200501	Westpac Bank	17/11/20	17/02/21	0.47	1,904,016.14	318.73	2,255.61	1,906,271.75
200489	Suncorp Bank	13/10/20	23/02/21	0.55	2,402,105.75	1,737.41	4,814.08	2,406,919.83
200491	Bank of Queensland	20/10/20	23/02/21	0.55	2,004,196.13	1,238.21	3,805.23	2,008,001.36
200500	National Australia Bank	10/11/20	02/03/21	0.47	2,040,481.51	525.49	2,942.77	2,043,424.28
200502	National Australia Bank	24/11/20	09/03/21	0.45	1,503,758.91	111.24	1,946.65	1,505,705.56
200494	Suncorp Bank	27/10/20	06/04/21	0.52	3,204,098.00	1,552.01	7,349.24	3,211,447.24
200493	Suncorp Bank	27/10/20	04/05/21	0.52	2,204,086.70	1,067.62	5,934.73	2,210,021.43
200495	Suncorp Bank	27/10/20	11/05/21	0.52	922,716.76	446.95	2,576.53	925,293.29
<b>Muni General Funds Total</b>					<b>53,240,792.12</b>	<b>62,183.77</b>	<b>112,969.03</b>	<b>53,353,761.16</b>
200405	Westpac Bank	28/04/20	01/12/20	1.40	1,198,252.12	9,927.44	9,973.40	1,208,225.52
200416	Bank of Queensland	19/05/20	19/01/21	1.25	1,593,185.43	10,639.42	13,367.48	1,606,552.91
200429	National Australia Bank	16/06/20	16/02/21	0.93	5,309,768.65	22,593.43	33,146.05	5,342,914.70
200447	Bank of Queensland	28/07/20	16/02/21	0.80	1,007,728.77	2,760.90	4,483.70	1,012,212.47
200454	Bank of Queensland	11/08/20	09/03/21	0.80	2,514,136.86	6,116.59	11,571.92	2,525,708.78
200469	Bank of Queensland	25/08/20	30/03/21	0.75	4,425,966.43	8,821.62	19,734.96	4,445,701.39
200492	Suncorp Bank	20/10/20	30/03/21	0.55	637,467.80	393.83	1,546.51	639,014.31
200473	Westpac Bank	01/09/20	06/04/21	0.70	5,109,728.17	8,819.53	21,264.87	5,130,993.04
200486	Westpac Bank	15/09/20	20/04/21	0.60	3,073,541.04	3,839.82	10,963.70	3,084,504.74
<b>Muni Reserve Total</b>					<b>24,869,775.27</b>	<b>73,912.68</b>	<b>126,052.69</b>	<b>24,995,827.86</b>
200432	National Australia Bank	23/06/20	19/01/21	0.88	584,137.86	2,253.33	2,957.50	587,095.36
200455	Bank of Queensland	11/08/20	09/02/21	0.80	500,000.00	1,216.44	1,994.52	501,994.52
200470	Bank of Queensland	25/08/20	09/03/21	0.75	851,962.68	1,698.09	3,431.19	855,393.87
200480	Suncorp Bank	22/09/20	23/03/21	0.65	806,781.37	991.35	2,614.86	809,396.23
200481	National Australia Bank	22/09/20	23/03/21	0.65	437,441.21	537.51	1,417.79	438,859.00
200476	Bendigo Bank	08/09/20	13/04/21	0.65	1,014,204.69	1,499.08	3,919.28	1,018,123.97
200504	Westpac Bank	24/11/20	29/06/21	0.51	812,355.55	68.10	2,463.11	814,818.66
<b>Trust Specific Total</b>					<b>5,006,883.36</b>	<b>8,263.90</b>	<b>18,798.24</b>	<b>5,025,681.60</b>
200407	Westpac Bank	28/04/20	01/12/20	1.40	801,747.88	6,642.43	6,673.18	808,421.06
200425	National Australia Bank	09/06/20	12/01/21	0.92	859,792.72	3,770.84	4,702.71	864,495.43
200433	National Australia Bank	23/06/20	02/02/21	0.88	626,006.86	2,414.84	3,380.78	629,387.64
200456	Bank of Queensland	11/08/20	16/03/21	0.80	2,162,880.32	5,261.53	10,286.06	2,172,966.38
200482	Suncorp Bank	22/09/20	23/03/21	0.65	907,629.04	1,115.26	2,941.71	910,570.75
200477	Bank of Queensland	08/09/20	06/04/21	0.70	600,051.59	955.15	2,416.65	602,468.24
200488	Bank of Queensland	06/10/20	04/05/21	0.65	1,422,365.89	1,393.14	5,319.26	1,427,685.15
200497	Bank of Queensland	03/11/20	01/06/21	0.50	1,523,739.53	563.57	4,383.36	1,528,122.89
200503	Westpac Bank	24/11/20	29/06/21	0.51	2,239,108.59	187.72	6,789.10	2,245,897.69
<b>Aged General Funds Total</b>					<b>11,143,122.42</b>	<b>22,304.49</b>	<b>46,892.81</b>	<b>11,190,015.23</b>
200457	National Australia Bank	11/08/20	15/12/20	0.75	43,393.40	98.97	112.35	43,505.75
<b>Aged Mertome Gardens Total</b>					<b>43,393.40</b>	<b>98.97</b>	<b>112.35</b>	<b>43,505.75</b>
200426	Bank of Queensland	09/06/20	08/12/20	1.05	597,685.93	2,991.70	3,129.25	600,815.18
200483	Westpac Bank	22/09/20	23/03/21	0.54	1,064,887.30	1,087.06	2,867.32	1,067,754.62
200498	Bank of Queensland	03/11/20	04/05/21	0.50	1,029,496.98	380.77	2,566.69	1,032,063.67
<b>Aged Prudential Requirements Reserve Total</b>					<b>2,692,070.21</b>	<b>4,459.54</b>	<b>8,563.26</b>	<b>2,700,633.47</b>
200414	National Australia Bank	13/05/20	05/01/21	1.00	5,393,681.71	29,702.19	35,021.99	5,428,703.70
200437	Bank of Queensland	30/06/20	02/02/21	0.95	3,013,446.36	12,000.12	17,019.78	3,030,466.14
200458	Bank of Queensland	11/08/20	02/02/21	0.80	823,019.40	2,002.30	3,156.79	826,176.19
200490	Suncorp Bank	13/10/20	23/02/21	0.55	947,002.30	684.96	1,897.90	948,900.20
200441	Bank of Queensland	08/07/20	13/04/21	0.90	4,374,550.81	15,640.52	30,094.51	4,404,645.32
200474	Westpac Bank	01/09/20	27/04/21	0.70	1,083,916.60	1,870.87	4,947.41	1,088,864.01
<b>Aged General Reserve Total</b>					<b>15,635,617.18</b>	<b>61,900.96</b>	<b>92,138.37</b>	<b>15,727,755.56</b>
<b>Total</b>					<b>112,631,853.96</b>	<b>233,124.21</b>	<b>405,526.65</b>	<b>113,037,180.61</b>

**City of Bayswater  
Investment Portfolio  
Balance as at 30-Nov-2020**

Source	Description	Total \$	Internally restricted \$	Externally restricted \$
Municipal	Investment - CoB General Funds	53,240,792.12	-	-
	Investment - CoB Reserve	24,869,775.27	24,869,775.27	-
	Investment - Trust	5,006,883.36	-	5,006,883.36
<b>Sub Total</b>		<b>83,117,450.75</b>	<b>24,869,775.27</b>	<b>5,006,883.36</b>
Aged	Investment - Aged General Funds	11,186,515.82	11,186,515.82	-
	Investment - Prudential Requirements Reserve	2,692,070.21	2,692,070.21	-
	Investment - Aged General Reserve	15,635,617.18	15,635,617.18	-
<b>Sub Total</b>		<b>29,514,203.21</b>	<b>29,514,203.21</b>	<b>-</b>
<b>Grand Total</b>		<b>112,631,653.96</b>	<b>54,383,978.48</b>	<b>5,006,883.36</b>

### 10.2.3 List of Payments for the Month of November 2020

<b>Responsible Branch:</b>	Financial Services	
<b>Responsible Directorate:</b>	Corporate and Strategy	
<b>Authority/Discretion:</b>	<input type="checkbox"/> Advocacy <input type="checkbox"/> Executive/Strategic <input checked="" type="checkbox"/> Legislative	<input type="checkbox"/> Review <input type="checkbox"/> Quasi-Judicial <input type="checkbox"/> Information Purposes
<b>Voting Requirement:</b>	Simple Majority Required	
<b>Attachments:</b>	1. Schedule of Accounts - Municipal Fund 2. Schedule of Accounts – Trust Fund 3. Schedule of Accounts - Aged Persons Homes Account 4. Summary of Corporate Credit Card Expenses 5. Electronic Fund Transfers	

#### SUMMARY

This report presents the list of payments, comprising **Attachments 1, 2, 3, 4 and 5** made under delegated authority for the month of November 2020 in accordance with Regulation 13(1) of the *Local Government (Financial Management) Regulations 1996*.

#### OFFICER'S RECOMMENDATION

That Council receives the list of payments for the month of November 2020 made under delegated authority in accordance with Regulation 13(1) of the *Local Government (Financial Management) Regulations 1996* comprising:

1. Schedule of Accounts – Municipal Fund (**Attachment 1**);
2. Schedule of Accounts – Trust Fund (**Attachment 2**);
3. Schedule of Accounts – Aged Persons Homes Account (**Attachment 3**);
4. Summary of Corporate Credit Card Expenses (**Attachment 4**); and
5. Electronic Fund Transfers (**Attachment 5**).

#### BACKGROUND

Council has delegated to the Chief Executive Officer the exercise of its power to make payments from the City's Municipal and Trust Funds in addition to Aged Care accounts in accordance with Regulation 13 of the *Local Government (Financial Management) Regulations 1996*.

A list of accounts paid is to be provided to Council where such delegation is made.

#### EXTERNAL CONSULTATION

Not applicable.

#### OFFICER'S COMMENTS

A list of payments is presented to Council each month for noting in accordance with the *Local Government (Financial Management) Regulations 1996*.

Payments drawn from the Municipal Account for the month of November 2020 are included in **Attachment 1**.

Payments drawn from the Trust Account for the month of November 2020 are included in **Attachment 2**.

Payments drawn from the Aged Persons Homes Account for the month of November 2020 are included in **Attachment 3**.

Payments made via credit cards are included in **Attachment 4**.

All other payments of a direct debit nature made from the Municipal and Aged Persons Homes Accounts including: bank fees; payroll payments; and other direct payment arrangements, are represented in **Attachment 5**.

All payments are summarised in **Table 1**.

**Table 1**

<b><i>Payment Type</i></b>	<b><i>Reference</i></b>	<b><i>Amount \$</i></b>
<b><i>Municipal Account</i></b>		
BPay Direct Credits Electronic Fund Transfers (EFTs)	BP000060-64, DC000153-157, EF055225-055972	\$5,131,383.89
<b>Total</b>		<b>\$5,131,323.89</b>
<b><i>Trust Account</i></b>		
Electronic Fund Transfers (EFTs)	EF055411-055412, EF055764, EF055973	\$68,647.77
<i>Less cancelled:</i> EF055412		<u>\$9,680.00</u>
		<b>\$58,967.77</b>
<b><i>Aged Persons Homes</i></b>		
Electronic Fund Transfers (EFTs)	EF055223-055224, EF055765	<b>\$27,720.00</b>
	<b>Total</b>	<b>\$5,218,011.66</b>

The following payments from previous months were cancelled in November.

- Municipal Account:
  - EF055118 - \$60.00
- Trust Account:
  - EF055221 - \$9,948.00

## **LEGISLATIVE COMPLIANCE**

Council Policy – Procurement.

Council has delegated to the CEO the exercise of its authority to make payments from the Municipal and Trust Funds and the Aged Care Homes accounts. Therefore, in accordance with Regulation 13(1) of the *Local Government (Financial Management) Regulations 1996*, a

list of accounts paid by the CEO is prepared each month showing each account paid since the list was prepared.

## OPTIONS

In accordance with the City's Risk Management Framework, the following option has been assessed against the City's adopted risk tolerance. Comments are provided against each of the risk categories.

<b>Option 1</b>	<p><b>That Council receives the list of payments for the month of November 2020 made under delegated authority in accordance with Regulation 13(1) of the <i>Local Government (Financial Management) Regulations 1996</i> comprising:</b></p> <ol style="list-style-type: none"> <li><b>Schedule of Accounts – Municipal Fund (<u>Attachment 1</u>);</b></li> <li><b>Schedule of Accounts – Trust Fund (<u>Attachment 2</u>);</b></li> <li><b>Schedule of Accounts – Aged Persons Homes Account (<u>Attachment 3</u>);</b></li> <li><b>Summary of Corporate Credit Card Expenses (<u>Attachment 4</u>); and</b></li> <li><b>Electronic Fund Transfers (<u>Attachment 5</u>).</b></li> </ol>	
<b>Risk Category</b>	<b>Adopted Risk Appetite</b>	<b>Risk Assessment Outcome</b>
Strategic Direction	Moderate	Low
Reputation	Low	Low
Governance	Low	Low
Community and Stakeholder	Moderate	Low
Financial Management	Low	Low
Environmental Responsibility	Low	Low
Service Delivery	Low	Low
Organisational Health and Safety	Low	Low
<b>Conclusion</b>	The schedule of accounts outlines all the payments made by the City in accordance with legislation.	

## FINANCIAL IMPLICATIONS

All accounts are for goods and services that have been duly incurred and authorised for payment in accordance with the budget allocation and statutory obligations. This provides for the effective and timely payment of the City's contractors and other creditors.

## STRATEGIC IMPLICATIONS

In accordance with the City of Bayswater's Strategic Community Plan 2017-2027 (as amended), the following applies:

Theme: Leadership and Governance.  
 Aspiration: Open, accountable and responsive service.  
 Outcome L1: Accountable and good governance.

## CONCLUSION

That Council notes the List of Payments for the month of November 2020 comprising **Attachments 1, 2, 3, 4 and 5.**

## Attachment 1

### City of Bayswater

#### List of Payment - Municipal

for the period 1 November 2020 to 30 November 2020

Reference Payments	Date	Creditor Name	Invoice details	Amount Paid \$
BP000060	04/11/20	Department of Health	Licence and permit renewal	215.00
BP000061	04/11/20	Water Corporation	Water usage charges	24,806.75
BP000062	11/11/20	Water Corporation	Water usage charges	1,567.06
BP000063	18/11/20	Water Corporation	Water usage charges	1,007.98
BP000064	25/11/20	Water Corporation	Water usage charges	1,685.35
DC000153	04/11/20	Easialary Pty Ltd	Staff Deductions	4,925.37
DC000154	04/11/20	Superchoice	Staff Super Annuation	168,762.43
DC000155	18/11/20	Superchoice	Staff Super Annuation	165,813.94
DC000156	03/11/20	Fines Enforcement Registry	Fees and charges	77.00
DC000157	19/11/20	Easialary Pty Ltd	Staff Deductions	4,925.37
EF055225	04/11/20	2XM Technology Pty Ltd	Labour hire and temporary replacement	2,642.48
EF055226	04/11/20	5.11 Australia Pty Ltd	Staff uniforms and protective equipment	352.77
EF055227	04/11/20	7 To 1 Photography	Photography / Video Production	440.00
EF055228	04/11/20	Hastie'S Limestone	Construction and civil works payments	2,960.00
EF055229	04/11/20	A S Gileno	Refund rates overpayment	300.00
EF055230	04/11/20	A1 Locksmiths	Key / Lock Services	1,122.70
EF055231	04/11/20	Abaxa	Construction and civil works technical support	495.00
EF055232	04/11/20	Access Icon Pty Ltd T/A Cascadia Group	Construction and civil works tools and materials	4,301.00
EF055233	04/11/20	Acclaimed Catering	Functions and events catering expenses	941.60
EF055234	04/11/20	Action Glass & Aluminium	Building maintenance and services	469.81
EF055235	04/11/20	ADT Security	Buildings and events security expenses	69.74
EF055236	04/11/20	Alinta Gas	Gas usage charges	773.20
EF055237	04/11/20	Commercial Air Solutions	Building maintenance and services	2,125.97
EF055238	04/11/20	ALS Library Services	Library book stock and materials	25.07
EF055239	04/11/20	AMS Installation & Maintenance Solutions WA	Building maintenance and services	16,071.92
EF055240	04/11/20	Andrew Brien	Staff allowances and reimbursements	208.00
EF055241	04/11/20	Bayswater News & Lotteries	Memberships and subscriptions	332.20
EF055242	04/11/20	Asphaltch Pty Ltd	Construction and civil works tools and materials	174.93
EF055243	04/11/20	Auscorp IT	IT software/hardware upgrades & replacement	5,775.00
EF055244	04/11/20	Australia Post	Postage and courier charges	8,466.59
EF055245	04/11/20	Australian Consumers Association	Memberships and subscriptions	392.00
EF055246	04/11/20	Australian Services Union	Staff Deductions	360.60
EF055247	04/11/20	Commissioner of Taxation	Payroll Tax	245,084.00
EF055248	04/11/20	Auswest Displays	Building maintenance and services	52,604.99
EF055249	04/11/20	Avantgarde Technologies Pty Ltd	Professional consultancy services	21,791.00
EF055250	04/11/20	Bayswater Extended Community	Refund sundry debtor	3,922.50
EF055251	04/11/20	Bayswater Primary School	Grants & funding	55.00
EF055252	04/11/20	Bayswater/Morley Districts Cricket Club	Parks & gardens contract payments	54,272.46
EF055253	04/11/20	Be Media Group Pty Ltd	Marketing and promotional material	3,750.00
EF055254	04/11/20	Blackwoods Atkins	Depot stores and consumables	127.64
EF055255	04/11/20	BOC Limited	Gas usage charges	298.00
EF055256	04/11/20	Boral Construction Materials Group Ltd	Construction and civil works tools and materials	4,033.59
EF055257	04/11/20	Boyan Electrical Services	Construction and civil works payments	6,838.15
EF055258	04/11/20	BP Australia Pty Ltd	Fuel and oil	695.07
EF055259	04/11/20	BPP Group Pty Ltd	Office stationery and consumables	66.00
EF055260	04/11/20	Bridgestone Aust Ltd	Plant and vehicle parts and materials	1,528.89
EF055261	04/11/20	Bucher Municipal Pty Ltd	Plant and vehicle repairs	594.00
EF055262	04/11/20	Bunnings Group Ltd	Environmental services & supplies	202.99
EF055263	04/11/20	Cai Fences	Parks & gardens contract payments	31,416.00
EF055264	04/11/20	Cameron Chisholm & Nicol (WA) Pty Ltd	Sitting Fee	467.50
EF055265	04/11/20	Capital Recycling	Tipping Fee	217.80
EF055266	04/11/20	Cat Haven	Animal supplies & services	1,050.00
EF055267	04/11/20	CBRE (C) Pty Ltd	Marketing and promotional material	330.00
EF055268	04/11/20	Cherie Daniel	Staff allowances and reimbursements	183.49
EF055269	04/11/20	Church Osborne Pty Ltd	Signage and banners	880.00
EF055270	04/11/20	Cineads Australia Pty Ltd	Marketing and promotional material	1,100.00
EF055271	04/11/20	Cleanaway	Waste collection and hygiene services	405,183.64
EF055272	04/11/20	CNW Pty Ltd	Plant and vehicle parts and materials	333.97
EF055273	04/11/20	COB - Sundowner Club	Staff Deductions	92.00
EF055274	04/11/20	Cockburn Cement Limited	Construction and civil works tools and materials	478.98
EF055275	04/11/20	Contraflow Pty Ltd	Traffic management	10,839.92
EF055276	04/11/20	Cornerstone Legal	Legal expenses and court costs	1,324.40
EF055277	04/11/20	Corsign WA Pty Ltd	Signage and banners	2,783.00
EF055278	04/11/20	Cowlicks Pty Ltd	Refund residential verge deposit	1,400.00
EF055279	04/11/20	Cranetech Australia Pty Ltd	Plant and vehicle repairs	1,027.93
EF055280	04/11/20	Child Support Agency	Staff Deductions	576.71

<b>Reference</b>	<b>Date</b>	<b>Creditor Name</b>	<b>Invoice details</b>	<b>Amount Paid</b>
<b>Payments</b>				<b>\$</b>
EF055281	04/11/20	Stihl Shop Osborne Park	Plant and vehicle repairs	330.05
EF055282	04/11/20	Curst Milk Supply	Kiosk stock	215.10
EF055283	04/11/20	Cyril Jackson Senior Campus	Refund bond	1,417.50
EF055284	04/11/20	Daniel Samuel	Refund bond	5,000.00
EF055285	04/11/20	Danish Patisserie	Functions and events catering expenses	130.69
EF055286	04/11/20	David Dyke	Volunteer reimbursements and expenses	19.98
EF055287	04/11/20	Dean Martin	Refund residential verge deposit	1,400.00
EF055288	04/11/20	Dean's Autoglass	Plant and vehicle repairs	484.00
EF055289	04/11/20	Decipha Pty Ltd	Postage and courier charges	1,209.68
EF055290	04/11/20	Di Candillo Steel City	Plant and vehicle parts and materials	49.50
EF055291	04/11/20	Direct Communications Pty Ltd	Plant and vehicle repairs	286.00
EF055292	04/11/20	Downer Edi Engineering Power Pty Ltd	Building maintenance and services	495.00
EF055293	04/11/20	Dowsing Concrete	Construction and civil works tools and materials	113,777.13
EF055294	04/11/20	Drainflow Services Pty Ltd	Construction and civil works payments	9,438.00
EF055295	04/11/20	E Fire & Safety	Fire suppression and alarm monitoring	3,056.24
EF055296	04/11/20	Eastern Metropolitan Regional Council	Waste collection and hygiene services	97,794.34
EF055297	04/11/20	Elizabeth Gray & Samuel R Gray	Refund rates overpayment	524.45
EF055298	04/11/20	Embleton Primary School	Grants & funding	55.00
EF055299	04/11/20	Environment House Inc.	Youth and seniors community activities	765.60
EF055300	04/11/20	Exetel	Office telephone and communication expenses	1,250.00
EF055301	04/11/20	Exteria	Construction and civil works payments	3,174.60
EF055302	04/11/20	Fay McKnight	Volunteer reimbursements and expenses	19.98
EF055303	04/11/20	FBR Jahmeerbacus	Refund residential verge deposit	1,400.00
EF055304	04/11/20	Finespun Architecture	Sitting Fee	467.50
EF055305	04/11/20	Flexi Staff	Labour hire and temporary replacement	6,131.80
EF055306	04/11/20	Fuel Distributors of WA Pty Ltd	Fuel and oil	17,065.32
EF055307	04/11/20	Galvins Plumbing Supplies	Building supplies and hardware	360.58
EF055308	04/11/20	GCS Services Pty Ltd	Building maintenance and services	121.00
EF055309	04/11/20	GFG Temporary Assist	Construction and civil works technical support	8,125.00
EF055310	04/11/20	Hays Specialist Recruitment (Aust) Pty Ltd	Labour hire and temporary replacement	12,943.93
EF055311	04/11/20	Health Insurance Fund of WA		349.10
EF055312	04/11/20	Hillcrest Primary School	Grants & funding	55.00
EF055313	04/11/20	Hodge Collard Preston Architects	Professional consultancy services	40,920.00
EF055314	04/11/20	Hospital Benefit Fund of WA	Staff Deductions	1,555.10
EF055315	04/11/20	Individual Developments	Refund residential verge deposit	1,200.00
EF055316	04/11/20	Inglewood Little Athletics Centre	Grants & funding	100.00
EF055317	04/11/20	IRP Pty Ltd	Labour hire and temporary replacement	9,694.08
EF055318	04/11/20	Jag Demolition	Refund residential verge deposit	1,200.00
EF055319	04/11/20	JB Hi-Fi Group Pty Ltd	IT software/hardware upgrades & replacement	3,605.00
EF055320	04/11/20	John Prest	Refund rates overpayment	473.40
EF055321	04/11/20	Josh Byrne and Associates	Professional consultancy services	6,402.00
EF055322	04/11/20	Kiara College	Refund facility hire bond	1,000.00
EF055323	04/11/20	Kim C. Lim	Refund library charges	14.30
EF055324	04/11/20	L Mahdi	Refund residential verge deposit	780.00
EF055325	04/11/20	Landgate	Fees and charges	1,699.26
EF055326	04/11/20	Laura Wigley	Donation	200.00
EF055327	04/11/20	Lawn Doctor	Parks & gardens contract payments	9,754.14
EF055328	04/11/20	LGConnect Pty Ltd	Professional consultancy services	13,365.00
EF055329	04/11/20	Life Active Podiatry	Podiatry services and materials	2,955.00
EF055330	04/11/20	Living Turf	Parks & gardens materials	4,469.30
EF055331	04/11/20	Local Government Professionals Aust WA	Conference expenses	410.00
EF055332	04/11/20	Louise Snook	Youth and seniors community activities	270.00
EF055333	04/11/20	Maddington Concrete Products Pty Ltd	Construction and civil works tools and materials	1,650.00
EF055334	04/11/20	Marawar Pty Ltd	Painting services	36,163.06
EF055335	04/11/20	Marketforce Pty Ltd	Printing and graphic design expenses	1,957.82
EF055336	04/11/20	Mary Franco Parra	Refund bond	350.00
EF055337	04/11/20	Maylands Peninsula Primary School	Grants & funding	55.00
EF055338	04/11/20	McLeods	Legal expenses and court costs	8,569.80
EF055339	04/11/20	Vic's Smash Repairs	Plant and vehicle repairs	514.80
EF055340	04/11/20	Michael Page	Labour hire and temporary replacement	1,651.21
EF055341	04/11/20	Michael Speechley	Youth and seniors community activities	650.00
EF055342	04/11/20	Millreef Holdings Pty Ltd T/A Classic Hire	Equipment hire	4,311.63
EF055343	04/11/20	Morgan Reeve	Refund residential verge deposit	780.00
EF055344	04/11/20	Morley Bowling Club	Parks & gardens contract payments	7,500.00
EF055345	04/11/20	MPK Tree Management Pty Ltd T/A MPK Tree Ser	Parks & gardens tree pruning & assoc. services	10,089.75
EF055346	04/11/20	Natalie James	Refund rates overpayment	746.15
EF055347	04/11/20	Noranda Primary School	Gifts and presentations	55.00
EF055348	04/11/20	Northbridge Brewing Company	Functions and events catering expenses	225.00
EF055349	04/11/20	Officeworks	Office stationery and consumables	691.60
EF055350	04/11/20	Panther Protective Coatings	Building maintenance and services	1,930.50
EF055351	04/11/20	Parker Black & Forrest Pty Ltd	Building supplies and hardware	113.47

<b>Reference Payments</b>	<b>Date</b>	<b>Creditor Name</b>	<b>Invoice details</b>	<b>Amount Paid \$</b>
EF055352	04/11/20	Paywise	Staff Deductions	969.32
EF055353	04/11/20	Perth Bin Hire	Tipping Fee	1,702.17
EF055354	04/11/20	Perth Expo Hire	Equipment hire	13,163.26
EF055355	04/11/20	Perth Recruitment Services	Labour hire and temporary replacement	16,459.18
EF055356	04/11/20	Philip Gresley	Sitting Fee	1,200.00
EF055357	04/11/20	Pirtek Malaga	Plant and vehicle repairs	1,279.00
EF055358	04/11/20	Prestige Property Maintenance Pty Ltd	Parks & gardens contract payments	9,154.20
EF055359	04/11/20	Product Recovery Industries Pty Ltd	Tipping Fee	2,354.00
EF055360	04/11/20	Pro-Lamps Pty Ltd	Building supplies and hardware	297.00
EF055361	04/11/20	Public Transport Authority	Refund bond	200.00
EF055362	04/11/20	Pulse Locating	Construction and civil works payments	572.00
EF055363	04/11/20	Quality Press	Signage and banners	668.80
EF055364	04/11/20	Refresh Waters Pty Ltd	Cleaning supplies	80.00
EF055365	04/11/20	Renascent Western Australia Pty Ltd	Refund residential verge deposit	1,400.00
EF055366	04/11/20	Repco	Plant and vehicle parts and materials	2,558.23
EF055367	04/11/20	Richgro Garden Products	Parks & gardens materials	2,651.00
EF055368	04/11/20	Rotary Club of West Perth (Inc)	Donation	300.00
EF055369	04/11/20	Ruth Kilpatrick	Youth and seniors community activities	771.00
EF055370	04/11/20	Sericate Family Trust T/A Roadkill Electronics	Functions and events site setup expenses	2,256.10
EF055371	04/11/20	Show Travel Film Services International T/A ISG-F	Functions and events catering expenses	264.00
EF055372	04/11/20	Site Skills Training	Staff training, development and support	1,400.00
EF055373	04/11/20	ST Astone	Refund residential verge deposit	1,400.00
EF055374	04/11/20	St Columba's School Bayswater	Grants & funding	55.00
EF055375	04/11/20	State Wide Turf Services	Parks & gardens contract payments	20,929.02
EF055376	04/11/20	Statewide Cleaning Supplies Pty Ltd	Cleaning supplies	625.89
EF055377	04/11/20	Steve's Sand Sifting for Playground Services	Parks & gardens contract payments	179.68
EF055378	04/11/20	Stormwater Industry Association WA Inc	Memberships and subscriptions	198.00
EF055379	04/11/20	Stratagreen	Minor Equipment Purchase	217.67
EF055380	04/11/20	Swan Districts Netball Association Inc.	Grants & funding	50.00
EF055381	04/11/20	Synergy	Electricity charges - Street lighting	693.82
EF055382	04/11/20	Tansy Cahill	Volunteer reimbursements and expenses	31.08
EF055383	04/11/20	TC2 Enterprises Pty Ltd	Refund residential verge deposit	1,400.00
EF055384	04/11/20	Telstra	Office telephone and communication expenses	3,331.97
EF055385	04/11/20	The Goods Australia	Rise Materials & Consumables	513.17
EF055386	04/11/20	The O'Grady Family Trust T/A Efficient Site Servio	Parks & gardens materials	4,114.00
EF055387	04/11/20	The Slater Group WA Pty Ltd	Refund residential verge deposit	1,400.00
EF055388	04/11/20	Toll Transport Pty Ltd	Postage and courier charges	257.95
EF055389	04/11/20	Totally Workwear Malaga	Staff uniforms and protective equipment	244.75
EF055390	04/11/20	T-Quip	Plant and vehicle repairs	696.25
EF055391	04/11/20	Trevor Dias	Refund residential verge deposit	1,400.00
EF055392	04/11/20	Trisley Hydraulic Services Pty Ltd	Aquatic maintenance and services	1,028.50
EF055393	04/11/20	True Blue Containers (2005) Pty Ltd	Equipment hire	165.00
EF055394	04/11/20	Twins (WA) Pty Ltd	Functions and events catering expenses	494.00
EF055395	04/11/20	Tyre and Tube Specialists	Plant and vehicle parts and materials	136.40
EF055396	04/11/20	Van Ryt Industries	Parks & gardens contract payments	48,745.40
EF055397	04/11/20	Vibe WA Pty Ltd	Refund residential verge deposit	1,400.00
EF055398	04/11/20	Viking Rentals	Equipment hire	586.52
EF055399	04/11/20	Virginia Sabaratnam	Volunteer reimbursements and expenses	22.94
EF055400	04/11/20	WA Local Government Association	Councillor Training	567.00
EF055401	04/11/20	LGRCEU	Staff Deductions	840.50
EF055402	04/11/20	Walcott Industries Pty Ltd	Construction and civil works payments	12,892.00
EF055403	04/11/20	Wavesound Pty Ltd	Library book stock and materials	3,100.00
EF055404	04/11/20	Wendy Froude	Volunteer reimbursements and expenses	19.24
EF055405	04/11/20	West Australian Tournament Anglers Inc.	Refund facility hire bond	350.00
EF055406	04/11/20	West Coast Turf	Parks & gardens contract payments	3,828.00
EF055407	04/11/20	West-Sure Group Pty - Petty Cash	Petty cash reimbursement	299.45
EF055408	04/11/20	Winc Australia Pty Ltd	Office stationery and consumables	974.32
EF055409	04/11/20	Zenien	Buildings and events security expenses	2,823.31
EF055410	04/11/20	Zircodata Pty Ltd	Document management and archiving	341.25
EF055413	11/11/20	A D'Onofrio	Functions and events entertainment expenses	300.00
EF055414	11/11/20	A1 Locksmiths	Key / Lock Services	14.00
EF055415	11/11/20	AAAC Towing Pty Ltd	Vehicle towing	396.00
EF055416	11/11/20	Abco Products	Depot stores and consumables	2,630.32
EF055417	11/11/20	Access Icon Pty Ltd T/A Cascada Group	Construction and civil works payments	6,204.00
EF055418	11/11/20	Acclaimed Catering	Functions and events catering expenses	2,392.50
EF055419	11/11/20	Action Glass & Aluminium	Building maintenance and services	732.13
EF055420	11/11/20	Acurix Networks Pty Ltd	IT network maintenance	1,666.67
EF055421	11/11/20	Advance Vacuumed Gutters	Building maintenance and services	560.80
EF055422	11/11/20	Air Liquide Australia Ltd	Equipment hire	139.76
EF055423	11/11/20	Alex Maciver	Awards and scholarships	350.00
EF055424	11/11/20	Alexander Henry Crookes	Refund residential verge deposit	1,400.00



Reference	Date	Creditor Name	Invoice details	Amount Paid
<b>Payments</b>				<b>\$</b>
EF055425	11/11/20	Alinta Gas	Gas usage charges	35.30
EF055426	11/11/20	Alison Hall	Refund animal sterilisation	150.00
EF055427	11/11/20	Commercial Air Solutions	Building maintenance and services	2,681.95
EF055428	11/11/20	Amgrow Australia Pty Ltd	Parks & gardens materials	1,478.40
EF055429	11/11/20	AMS Installation & Maintenance Solutions WA	Building maintenance and services	18,295.46
EF055430	11/11/20	Andrea Carter	Awards and scholarships	500.00
EF055431	11/11/20	Aquamonix Pty Ltd	Parks & gardens contract payments	3,985.30
EF055432	11/11/20	ATC Work Smart	Trainee	190.10
EF055433	11/11/20	Auscorp IT	Information technology minor purchases	119.90
EF055434	11/11/20	Australia Post / Commission	Fees and charges	3,502.96
EF055435	11/11/20	Australian Institute of Management WA Ltd	Conference expenses	88.00
EF055436	11/11/20	Avantgarde Technologies Pty Ltd	IT software/hardware upgrades & replacement	21,639.95
EF055437	11/11/20	Axon Public Safety Australia Pty Ltd	Equipment purchases	1,211.05
EF055438	11/11/20	Behzad Alipour	Awards and scholarships	500.00
EF055439	11/11/20	Beilby Downing Teal Pty Ltd	Advertising recruitment	4,400.00
EF055440	11/11/20	Blackwoods Atkins	Building supplies and hardware	195.14
EF055441	11/11/20	BOC Limited	Gas usage charges	311.21
EF055442	11/11/20	Boral Construction Materials Group Ltd	Construction and civil works tools and materials	1,318.46
EF055443	11/11/20	Boyan Electrical Services	Parks & gardens contract payments	2,257.75
EF055444	11/11/20	Bridgestone Aust Ltd	Plant and vehicle parts and materials	2,115.45
EF055445	11/11/20	Bunnings Group Ltd	Rise Materials & Consumables	5,803.70
EF055446	11/11/20	Capital Recycling	Tipping Fee	1,089.00
EF055447	11/11/20	Cat Haven	Animal supplies & services	206.00
EF055448	11/11/20	Ceiling Manufacturers of Australia	Building supplies and hardware	300.96
EF055449	11/11/20	Central Regional Tafe	Staff training, development and support	216.88
EF055450	11/11/20	Charter Plumbing and Gas	Parks & gardens contract payments	1,888.81
EF055451	11/11/20	City of Gosnells	Grants & funding	5,500.00
EF055452	11/11/20	Cleanaway	Waste collection and hygiene services	113.63
EF055453	11/11/20	Cleantex Pty Ltd	Staff uniforms and protective equipment	622.58
EF055454	11/11/20	CNW Pty Ltd	Building supplies and hardware	1,697.84
EF055455	11/11/20	Comspark	IT network maintenance	4,079.44
EF055456	11/11/20	Contraflow Pty Ltd	Traffic management	754.97
EF055457	11/11/20	Converge Design & Construct	Refund residential verge deposit	1,400.00
EF055458	11/11/20	Coogee Contracting Pty Ltd	Refund residential verge deposit	1,400.00
EF055459	11/11/20	Crystal Connelly	Grants & funding	1,629.83
EF055460	11/11/20	Stihl Shop Osborne Park	Plant and vehicle parts and materials	574.40
EF055461	11/11/20	Denise Pepper	Awards and scholarships	500.00
EF055462	11/11/20	Department of Transport - Vehicle Search	Vehicle searches	191.10
EF055463	11/11/20	Di Candilo Steel City	Plant and vehicle repairs	26.40
EF055464	11/11/20	Diana Kudsee	Youth and seniors community activities	271.00
EF055465	11/11/20	DS Workwear & Safety	Staff uniforms and protective equipment	194.85
EF055466	11/11/20	Donegan Enterprises Pty Ltd	Parks & gardens contract payments	460.00
EF055467	11/11/20	Donel Software	Plant and vehicle parts and materials	1,518.00
EF055468	11/11/20	Dowsing Concrete	Construction and civil works tools and materials	11,459.56
EF055469	11/11/20	Drainflow Services Pty Ltd	Construction and civil works payments	6,996.00
EF055470	11/11/20	Dynamic Flame Badminton Club	Grants & funding	50.00
EF055471	11/11/20	E Fire & Safety	Fire suppression and alarm monitoring	3,451.80
EF055472	11/11/20	Eastern Metropolitan Regional Council	Waste collection and hygiene services	291,694.31
EF055473	11/11/20	Western Power	Construction and civil works technical support	13,573.00
EF055474	11/11/20	Element Advisory Pty Ltd	Civil works design and technical support	4,785.00
EF055475	11/11/20	Elite Concrete Protection & Repair	Aquatic maintenance and services	31,156.39
EF055476	11/11/20	Ernst & Young	Audit services	9,900.00
EF055477	11/11/20	Essential First Choice Homes Pty Ltd	Refund residential verge deposit	2,800.00
EF055478	11/11/20	Establish Property Group Pty Ltd	Refund residential verge deposit	1,400.00
EF055479	11/11/20	Evenflow Irrigation	Equipment hire	2,156.00
EF055480	11/11/20	Exteria	Parks & gardens contract payments	16,264.60
EF055481	11/11/20	Flexi Staff	Labour hire and temporary replacement	5,796.56
EF055482	11/11/20	Fuji Xerox (Aust) Pty Ltd	Photocopying contract charges	157.08
EF055483	11/11/20	G & R Stainless Steel Contractors	Building supplies and hardware	4,598.00
EF055484	11/11/20	Galvins Plumbing Supplies	Building supplies and hardware	550.30
EF055485	11/11/20	Les Mills Australia	Licence and permit renewal	1,501.06
EF055486	11/11/20	GFG Consulting	Professional consultancy services	25,919.86
EF055487	11/11/20	Grant & Chantelle Shaw	Refund rates overpayment	263.31
EF055488	11/11/20	Green & Gold Hiab Services	Parks & gardens contract payments	470.25
EF055489	11/11/20	Greg Molloy	Awards and scholarships	500.00
EF055490	11/11/20	GS and AJ Fisher	Refund facility hire bond	60.00
EF055491	11/11/20	HA Hire Pty Ltd T/A Hospitality Accessories	Equipment hire	228.45
EF055492	11/11/20	Hames Sharley (WA) Pty Ltd	Civil works design and technical support	5,632.00
EF055493	11/11/20	Hays Specialist Recruitment (Aust) Pty Ltd	Labour hire and temporary replacement	7,511.41
EF055494	11/11/20	ibookingsystems	Memberships and subscriptions	99.00
EF055495	11/11/20	Intelife Group Limited Formally Intework Incontro	Building maintenance and services	4,136.00

<b>Reference</b>	<b>Date</b>	<b>Creditor Name</b>	<b>Invoice details</b>	<b>Amount Paid</b>
<b>Payments</b>				<b>\$</b>
EF055496	11/11/20	Ixom Operations Pty Ltd	Aquatic chemicals and consumables	168.63
EF055497	11/11/20	Jane Millington & Jarrod Pozzi	Refund residential verge deposit	1,400.00
EF055498	11/11/20	The Watershed Water Systems	Parks & gardens reticulation repairs & upgrades	9,118.09
EF055499	11/11/20	Licences 4 Work	Staff training, development and support	1,212.95
EF055500	11/11/20	Kirralea Birch	Awards and scholarships	5,000.00
EF055501	11/11/20	KS Black Pty Ltd	Parks & gardens contract payments	11,180.40
EF055502	11/11/20	Landgate	Fees and charges	707.28
EF055503	11/11/20	Lee Syminton Architects	Sitting Fee	467.50
EF055504	11/11/20	LGConnect Pty Ltd	IT network maintenance	6,496.88
EF055505	11/11/20	Living Turf	Parks & gardens materials	1,947.00
EF055506	11/11/20	M R Nunn	Refund bond	5,000.00
EF055507	11/11/20	MagiCorp Pty Ltd T/A On Hold Magic	Memberships and subscriptions	134.86
EF055508	11/11/20	Marawar Pty Ltd	Painting services	10,984.60
EF055509	11/11/20	Maylands Vet Clinic	Animal supplies & services	1,727.00
EF055510	11/11/20	McGees Property	Market Valuation	3,025.00
EF055511	11/11/20	McIntosh Holdings Pty Ltd	Plant and vehicle parts and materials	1,552.54
EF055512	11/11/20	McLeods	Legal expenses and court costs	444.26
EF055513	11/11/20	Message Media	Memberships and subscriptions	33.00
EF055514	11/11/20	Meta Maya Group Pty Ltd	Environmental testing and sampling	231.00
EF055515	11/11/20	Metrocount	Equipment repairs	4,284.50
EF055516	11/11/20	Michael Page	Labour hire and temporary replacement	2,200.00
EF055517	11/11/20	Modal Pty Ltd	Staff training, development and support	2,079.00
EF055518	11/11/20	Morley Senior High School P & C	Donation	1,500.00
EF055519	11/11/20	MPK Tree Management Pty Ltd T/A MPK Tree Ser	Parks & gardens tree pruning & assoc. services	377.30
EF055520	11/11/20	New Look Drycleaners & Laundry Service	Cleaning services	319.00
EF055521	11/11/20	Orbit Health & Fitness Solutions	Equipment Maintenance	544.50
EF055522	11/11/20	Parties Kids Remember	Functions and events entertainment expenses	450.00
EF055523	11/11/20	Patrick J Flanagan	Refund residential verge deposit	1,400.00
EF055524	11/11/20	Patrick J Flanagan	Refund rates overpayment	1,643.42
EF055525	11/11/20	Paua Rose Netball Club	Grants & funding	45.00
EF055526	11/11/20	Perth Poolshop online Pty Ltd	Aquatic chemicals and consumables	1,749.00
EF055527	11/11/20	Prada Constructions Pty Ltd	Refund residential verge deposit	1,400.00
EF055528	11/11/20	Product Recovery Industries Pty Ltd	Tipping Fee	1,606.00
EF055529	11/11/20	Public Libraries WA Inc	Memberships and subscriptions	385.00
EF055530	11/11/20	Quality Press	Printing and graphic design expenses	1,951.40
EF055531	11/11/20	Red Spear Pty Ltd	Community engagement framework	600.00
EF055532	11/11/20	Rentokil Initial Pty Ltd	Cleaning supplies	4,421.59
EF055533	11/11/20	Repco	Plant and vehicle parts and materials	2,376.44
EF055534	11/11/20	Resource Furniture	Furniture purchases	1,642.03
EF055535	11/11/20	Royal Life Saving Society	Medical services and materials	99.00
EF055536	11/11/20	S & B Scott	Refund animal sterilisation	150.00
EF055537	11/11/20	SAI Global Australia Pty Ltd	Memberships and subscriptions	316.69
EF055538	11/11/20	Schindler Lifts Australia Pty Ltd	Building maintenance and services	5,344.10
EF055539	11/11/20	Sea Containers WA	Equipment hire	605.00
EF055540	11/11/20	Select Staging Concepts	Aquatic chemicals and consumables	214.50
EF055541	11/11/20	Seyed Hakim Mousavi	Refund residential verge deposit	1,400.00
EF055542	11/11/20	Show Travel Film Services International T/A ISG-F	Functions and events catering expenses	105.60
EF055543	11/11/20	Soft Serve White Cruiser	Youth and seniors community activities	240.00
EF055544	11/11/20	Sports Turf Technology Pty Ltd	Parks & gardens contract payments	495.00
EF055545	11/11/20	St John Ambulance Western Australia Ltd	Medical services and materials	121.98
EF055546	11/11/20	State Wide Turf Services	Parks & gardens contract payments	17,821.04
EF055547	11/11/20	Sunny Industrial Brushware	Plant and vehicle parts and materials	1,194.16
EF055548	11/11/20	Swan Towing Service Pty Ltd	Vehicle towing	121.00
EF055549	11/11/20	Swift Consulting	Youth and seniors community activities	715.00
EF055550	11/11/20	Synergy	Sustainable energy purchases	13,739.04
EF055551	11/11/20	Telstra	Office telephone and communication expenses	1,900.42
EF055552	11/11/20	Tex@site Pty Ltd	Plant and vehicle repairs	517.67
EF055553	11/11/20	The Goods Australia	Cleaning supplies	411.55
EF055554	11/11/20	The Good Guys Malaga	Building supplies and hardware	414.00
EF055555	11/11/20	The O'Grady Family Trust T/A Efficient Site Serv	Parks & gardens contract payments	1,288.00
EF055556	11/11/20	The Trustee for McCartney Family Trust T/A Kerb	Construction and civil works payments	2,009.70
EF055557	11/11/20	Threat Protect Group Pty Ltd	Licence and permit renewal	726.00
EF055558	11/11/20	TLC The Lifting Company	Equipment Maintenance	1,061.50
EF055559	11/11/20	Toll Transport Pty Ltd	Postage and courier charges	257.95
EF055560	11/11/20	T-Quip	Plant and vehicle parts and materials	372.15
EF055561	11/11/20	Trisley Hydraulic Services Pty Ltd	Aquatic maintenance and services	228.80
EF055562	11/11/20	Twins (WA) Pty Ltd	Functions and events catering expenses	122.00
EF055563	11/11/20	Tyre and Tube Specialists	Plant and vehicle parts and materials	847.00
EF055564	11/11/20	Unicare Health	Aquatic maintenance and services	247.50
EF055565	11/11/20	Unicorn Transport Equipment	Plant and vehicle parts and materials	790.00
EF055566	11/11/20	VENTURA HOMES	Refund residential verge deposit	1,400.00

<b>Reference Payments</b>	<b>Date</b>	<b>Creditor Name</b>	<b>Invoice details</b>	<b>Amount Paid \$</b>
EF055567	11/11/20	VIC Roads	Vehicle searches	11.70
EF055568	11/11/20	WA Local Government Association	Staff training, development and support	738.00
EF055569	11/11/20	WA Premix	Construction and civil works payments	15,985.20
EF055570	11/11/20	Walcott Industries Pty Ltd	Equipment purchases	51,199.50
EF055571	11/11/20	Wandoo Design & Construction	Refund residential verge deposit	1,400.00
EF055572	11/11/20	Wanneroo Agricultural Machinery	Plant and vehicle parts and materials	1,412.80
EF055573	11/11/20	WC Innovations	Building maintenance and services	1,818.93
EF055574	11/11/20	Wesfarmers Kleenheat Gas Pty Ltd	Gas usage charges	12,455.63
EF055575	11/11/20	Weskerb Pty Ltd	Construction and civil works payments	5,636.40
EF055576	11/11/20	Western Resource Recovery	Waste collection and hygiene services	411.84
EF055577	11/11/20	West-Sure Group Pty - Petty Cash	Petty cash reimbursement	271.30
EF055578	11/11/20	West-Sure Group Pty Ltd	Fees and charges	2,107.49
EF055579	11/11/20	Winc Australia Pty Ltd	Office stationery and consumables	2,086.07
EF055580	11/11/20	Wise Earth Pty Ltd	Professional consultancy services	2,200.00
EF055581	11/11/20	Morley Sport & Recreation Centre	Management fee	33,274.97
EF055582	11/11/20	Youth Affairs Council of Western Australia	Youth and seniors community activities	121.00
EF055583	11/11/20	Zenien	Buildings and events security expenses	1,315.14
EF055584	11/11/20	Zettanet Pty Ltd	IT network maintenance	506.00
EF055585	18/11/20	3 Monkeys Audiovisual	Aquatic maintenance and services	176.00
EF055586	18/11/20	A1 Locksmiths	Key / Lock Services	68.95
EF055587	18/11/20	Abco Products	Depot stores and consumables	641.85
EF055588	18/11/20	Access Icon Pty Ltd T/A Cascada Group	Parks & gardens materials	478.50
EF055589	18/11/20	Acclaimed Catering	Functions and events catering expenses	8,783.50
EF055590	18/11/20	Action Glass & Aluminium	Building maintenance and services	5,846.61
EF055591	18/11/20	Alinta Gas	Gas usage charges	257.60
EF055592	18/11/20	ALS Library Services	Library book stock and materials	456.93
EF055593	18/11/20	Amir Suljic	Refund residential verge deposit	1,400.00
EF055594	18/11/20	AMS Installation & Maintenance Solutions WA	Building maintenance and services	26,318.05
EF055595	18/11/20	Andrew Brien	Staff allowances and reimbursements	170.00
EF055596	18/11/20	Annabel Duckworth-Smith	Youth and seniors community activities	200.00
EF055597	18/11/20	Bayswater News & Lotteries	Memberships and subscriptions	269.20
EF055598	18/11/20	AquamoniX Pty Ltd	Parks & gardens reticulation repairs & upgrades	2,412.30
EF055599	18/11/20	Ashmy Pty Ltd	Refund residential verge deposit	1,400.00
EF055600	18/11/20	ATC Work Smart	Trainee	192.25
EF055601	18/11/20	Auscorp IT	Information technology minor purchases	1,273.97
EF055602	18/11/20	Australian Services Union	Staff Deductions	360.60
EF055603	18/11/20	Commissioner of Taxation	Staff Deductions	243,049.00
EF055604	18/11/20	BA Todd	Refund residential verge deposit	1,400.00
EF055605	18/11/20	Bayswater State Emergency Services	Audit services	1,705.00
EF055606	18/11/20	Bippity Boppity Brush	Functions and events entertainment expenses	200.00
EF055607	18/11/20	Blackwoods Atkins	Depot stores and consumables	172.70
EF055608	18/11/20	Blueprint Homes (WA) Pty Ltd	Refund residential verge deposit	1,400.00
EF055609	18/11/20	Boral Construction Materials Group Ltd	Construction and civil works tools and materials	11,207.24
EF055610	18/11/20	Boyan Electrical Services	Parks & gardens contract payments	3,729.35
EF055611	18/11/20	Brilliant Badges & Trophies	Staff uniforms and protective equipment	61.60
EF055612	18/11/20	Briskleen Supplies	Cleaning supplies	140.39
EF055613	18/11/20	Bruce L Russell	Youth and seniors community activities	150.00
EF055614	18/11/20	Budi and Alana Hanaf	Gifts and presentations	500.00
EF055615	18/11/20	Bunnings Group Ltd	Environmental services & supplies	10,046.75
EF055616	18/11/20	Carramar Resource Industries	Parks & gardens materials	704.00
EF055617	18/11/20	Central Regional Tafe	Staff training, development and support	280.75
EF055618	18/11/20	Charter Plumbing and Gas	Building maintenance and services	294.80
EF055619	18/11/20	Cleanaway	Waste collection and hygiene services	222,137.71
EF055620	18/11/20	Clearing Acc 21 Seventh Avenue	Refund planning fees	2,713.25
EF055621	18/11/20	CNW Pty Ltd	Building supplies and hardware	3,082.20
EF055622	18/11/20	COB - Sundowner Club	Staff Deductions	92.00
EF055623	18/11/20	Corsign WA Pty Ltd	Signage and banners	6,255.48
EF055624	18/11/20	Child Support Agency	Staff Deductions	576.71
EF055625	18/11/20	Curost Milk Supply	Staff Amenities	534.75
EF055626	18/11/20	D & V Lang	Refund facility hire bond	250.00
EF055627	18/11/20	Damien Goerke	Awards and scholarships	750.00
EF055628	18/11/20	Danish Patisserie	Functions and events catering expenses	93.17
EF055629	18/11/20	Darcy Buttrose	Refund residential verge deposit	1,400.00
EF055630	18/11/20	Data#3 Licensing Solutions	IT systems licensing fees and support	34,472.63
EF055631	18/11/20	Database Consultants Australia	Licence and permit renewal	122.10
EF055632	18/11/20	Derry, Jessica Lois	Functions and events entertainment expenses	400.00
EF055633	18/11/20	Dimitrios Stamatopoulos	Refund health centre memberships	170.13
EF055634	18/11/20	Domus Nursery	Parks & gardens plants and trees	638.82
EF055635	18/11/20	Dowsing Concrete	Parks & gardens contract payments	63,461.26
EF055636	18/11/20	Drainflow Services Pty Ltd	Parks & gardens reticulation repairs & upgrades	5,412.00
EF055637	18/11/20	Dykes, Christopher James T/A Crown Tile & Stone	Construction and civil works payments	23,600.00

Reference	Date	Creditor Name	Invoice details	Amount Paid
<b>Payments</b>				<b>\$</b>
EF055638	18/11/20	E Fire & Safety	Fire suppression and alarm monitoring	93.50
EF055639	18/11/20	Maylands Park Lottery Centre & News	Memberships and subscriptions	218.66
EF055640	18/11/20	Eastern Metropolitan Regional Council	Waste collection and hygiene services	1,853.66
EF055641	18/11/20	Ee'Kos Architecture & Urban Places	Civil works design and technical support	15,950.00
EF055642	18/11/20	Element Construction WA Pty Ltd	Construction and civil works payments	21,535.20
EF055643	18/11/20	Elite Pool & SPA Covers	Aquatic maintenance and services	726.00
EF055644	18/11/20	Elizabeth A Corby	Refund rates overpayment	498.91
EF055645	18/11/20	Equal Opportunity Specialists	Staff training, development and support	3,025.00
EF055646	18/11/20	Es2 Pty Ltd	IT network maintenance	1,540.00
EF055647	18/11/20	Expo Signage and Digital Pty Ltd T/A Bokay Signa	Signage and banners	2,425.85
EF055648	18/11/20	Foodbank of Western Australia Inc	Donation	450.00
EF055649	18/11/20	Fraternity of the Travelling Trousers	Refund facility hire bond	1,000.00
EF055650	18/11/20	Galaxy 42 Pty Ltd	Professional consultancy services	8,738.13
EF055651	18/11/20	Galvins Plumbing Supplies	Building supplies and hardware	1,516.27
EF055652	18/11/20	GFG Temporary Assist	Labour hire and temporary replacement	6,750.00
EF055653	18/11/20	Gladys Newton School	Refund bond	338.40
EF055654	18/11/20	Grow and Evolve	Staff training, development and support	2,145.00
EF055655	18/11/20	Hays Specialist Recruitment (Aust) Pty Ltd	Labour hire and temporary replacement	4,136.01
EF055656	18/11/20	Health Insurance Fund of WA	Staff Deductions	349.10
EF055657	18/11/20	Heather L Warden	Refund dog registration	80.00
EF055658	18/11/20	Hope Kimamura	Awards and scholarships	50.00
EF055659	18/11/20	Hospital Benefit Fund of WA	Staff Deductions	1,555.10
EF055660	18/11/20	Hydro Flow Pty Ltd	Donation	557.57
EF055661	18/11/20	Instant Fence Hire	Fencing	2,778.60
EF055662	18/11/20	Insurance Commission of WA	Refund health centre memberships	430.00
EF055663	18/11/20	IPWEA-WA Division	Staff training, development and support	3,300.00
EF055664	18/11/20	Iris Chan	Awards and scholarships	50.00
EF055665	18/11/20	IRP Pty Ltd	Labour hire and temporary replacement	3,231.36
EF055666	18/11/20	Jason Deans	Gifts and presentations	500.00
EF055667	18/11/20	JB Hi-Fi Group Pty Ltd	IT software/hardware upgrades & replacement	28,294.00
EF055668	18/11/20	JL & AA Pty Ltd t/a Powerlux WA	Parks & gardens contract payments	83,653.72
EF055669	18/11/20	Josh Byrne and Associates	Professional consultancy services	8,890.20
EF055670	18/11/20	Jubilee Construction Pty Ltd	Refund residential verge deposit	1,400.00
EF055671	18/11/20	Kambarang Services Pty Ltd	Professional consultancy services	1,430.00
EF055672	18/11/20	Kerry A Ansell	Refund rates overpayment	600.00
EF055673	18/11/20	Kim and Bryan Hunter	Refund health centre memberships	56.05
EF055674	18/11/20	KLMedia Pty Ltd T/A All Access Australasia	Library book stock and materials	694.95
EF055675	18/11/20	Kmart Australia Limited	Animal supplies & services	314.00
EF055676	18/11/20	Kulowall Construction Pty Ltd	Refund residential verge deposit	1,200.00
EF055677	18/11/20	Lawn Doctor	Parks & gardens contract payments	2,602.05
EF055678	18/11/20	LGConnect Pty Ltd	IT network maintenance	1,485.00
EF055679	18/11/20	LifeWorks.Com Pty Ltd	Professional consultancy services	1,168.75
EF055680	18/11/20	Liquor Stax At Charlies	Functions and events supplies	1,161.94
EF055681	18/11/20	Living Turf	Parks & gardens materials	21,949.13
EF055682	18/11/20	Lock, Stock & Farrell	Key / Lock Services	40.80
EF055683	18/11/20	Manheim Pty Ltd	Transport and storage charges	55.00
EF055684	18/11/20	Marcin Kwiatkowski	Refund residential verge deposit	1,400.00
EF055685	18/11/20	Marketforce Pty Ltd	Advertising recruitment	10,890.94
EF055686	18/11/20	Markovic Developments Pty Ltd	Refund residential verge deposit	1,400.00
EF055687	18/11/20	Markovic Developments Pty Ltd	Refund residential verge deposit	1,400.00
EF055688	18/11/20	McLeods	Legal expenses and court costs	2,942.35
EF055689	18/11/20	Millreef Holdings Pty Ltd T/A Classic Hire	Equipment hire	471.90
EF055690	18/11/20	Minter Ellison Services Pty Ltd	Legal expenses and court costs	2,004.75
EF055691	18/11/20	Mount Lawley Tennis Club	Grants & funding	50.00
EF055692	18/11/20	MPK Tree Management Pty Ltd T/A MPK Tree Ser	Parks & gardens tree pruning & assoc. services	5,003.35
EF055693	18/11/20	Mr James D Schloffer	Legal expenses and court costs	3,850.00
EF055694	18/11/20	Natural Area Holdings Pty Ltd	Environmental services & supplies	15,755.30
EF055695	18/11/20	Nature Play Solutions	Fencing	2,347.40
EF055696	18/11/20	NEC Australia Pty Ltd	IT systems licensing fees and support	28,738.93
EF055697	18/11/20	Nestle Australia	Equipment hire	126.50
EF055698	18/11/20	New Look Drycleaners & Laundry Service	Cleaning services	259.60
EF055699	18/11/20	Noranda Primary School	Gifts and presentations	200.00
EF055700	18/11/20	Northbridge Brewing Company	Functions and events entertainment expenses	375.00
EF055701	18/11/20	Office Line	Furniture purchases	1,386.00
EF055702	18/11/20	Officeworks	Kiosk stock	494.85
EF055703	18/11/20	One Sky Photography	Photography / Video Production	499.00
EF055704	18/11/20	Orbit Health & Fitness Solutions	Minor Equipment Purchase	1,600.10
EF055705	18/11/20	PA Eatn & AH Chivers	Refund swimming lessons	72.20
EF055706	18/11/20	Paywise	Superannuation	1,028.56
EF055707	18/11/20	Perth Recruitment Services	Labour hire and temporary replacement	1,816.24
EF055708	18/11/20	Perth Symphony Orchestra	Functions and events entertainment expenses	22,000.00

<b>Reference</b>	<b>Date</b>	<b>Creditor Name</b>	<b>Invoice details</b>	<b>Amount Paid</b>
<b>Payments</b>				<b>\$</b>
EF055709	18/11/20	Philip Gresley	Sitting Fee	500.00
EF055710	18/11/20	Phillip Draber	Sitting Fee	250.00
EF055711	18/11/20	PPG Industries Australia Pty Ltd T/A Taubmans Tr	Depot stores and consumables	34.63
EF055712	18/11/20	Prestige Property Maintenance Pty Ltd	Parks & gardens contract payments	21,960.87
EF055713	18/11/20	Rachel O'Brien	Functions and events entertainment expenses	1,100.00
EF055714	18/11/20	Radi Abdallah Elshqeirat	Refund bond	250.00
EF055715	18/11/20	Raina Farrer	Gifts and presentations	50.00
EF055716	18/11/20	Red Ink Homes Pty Ltd	Refund planning fees	48.00
EF055717	18/11/20	Redman Solutions	IT systems licensing fees and support	13,475.00
EF055718	18/11/20	Rentokil Initial Pty Ltd	Building maintenance and services	2,101.67
EF055719	18/11/20	Richgro Garden Products	Parks & gardens materials	323.00
EF055720	18/11/20	Ricoh Australia Pty Ltd	Photocopying contract charges	8,596.76
EF055721	18/11/20	Rubek Automatic Doors	Building supplies and hardware	5,493.40
EF055722	18/11/20	RW Consulting Services Pty Ltd	IT systems licensing fees and support	15,180.00
EF055723	18/11/20	Ryna Ardini Abdul Rahman	Gifts and presentations	200.00
EF055724	18/11/20	Sadia Rind	Gifts and presentations	50.00
EF055725	18/11/20	Same Day Mowing	Fire suppression and alarm monitoring	1,474.00
EF055726	18/11/20	Shin Thow	Gifts and presentations	50.00
EF055727	18/11/20	Show Travel Film Services International T/A ISG-F	Functions and events catering expenses	1,319.12
EF055728	18/11/20	SJF Work Advice Pty Ltd	Legal expenses and court costs	330.00
EF055729	18/11/20	Sonic Health Plus Pty Ltd	Medical services and materials	3,998.77
EF055730	18/11/20	Sports Turf Technology Pty Ltd	Parks & gardens contract payments	1,732.50
EF055731	18/11/20	Sportsworld of WA	Kiosk stock	3,517.25
EF055732	18/11/20	Spyker Business Solutions	Buildings and events security expenses	110.00
EF055733	18/11/20	St John Ambulance Western Australia Ltd	Staff training, development and support	229.99
EF055734	18/11/20	State Wide Turf Services	Parks & gardens contract payments	18,110.78
EF055735	18/11/20	Steve's Sand Sifting for Playground Services	Parks & gardens contract payments	117.61
EF055736	18/11/20	Stratagreen	Parks & gardens materials	511.69
EF055737	18/11/20	Sung Pawng Ni Cluin	Grants & funding	50.00
EF055738	18/11/20	Synergy	Electricity charges - Street lighting	138,011.33
EF055739	18/11/20	Tangent Nominees Pty Ltd T/A Summit Homes	Refund residential verge deposit	744.00
EF055740	18/11/20	Telstra	Office telephone and communication expenses	7,298.03
EF055741	18/11/20	Terry L Reis	Refund rates overpayment	945.55
EF055742	18/11/20	The Florist Tree	Gifts and presentations	80.00
EF055743	18/11/20	The O'Grady Family Trust T/A Efficient Site Servio	Parks & gardens contract payments	440.00
EF055744	18/11/20	The Poster Girls	Printing and graphic design expenses	73.15
EF055745	18/11/20	TLC The Lifting Company	Staff uniforms and protective equipment	352.00
EF055746	18/11/20	Toll Transport Pty Ltd	Postage and courier charges	257.95
EF055747	18/11/20	Travis Hayto Photography	Photography / Video Production	489.50
EF055748	18/11/20	Trebuchet Developments Pty Ltd	Refund residential verge deposit	320.70
EF055749	18/11/20	The Trustee for the Dzodzoz Family Trust	Parks & gardens contract payments	21,338.10
EF055750	18/11/20	Unicard	Office stationery and consumables	2,777.50
EF055751	18/11/20	Urban Resources Pty Ltd	Parks & gardens materials	594.00
EF055752	18/11/20	Veev Group P/L	Professional consultancy services	4,356.00
EF055753	18/11/20	W.A. Library Supplies	Library book stock and materials	42.10
EF055754	18/11/20	WA Local Government Association	Staff training, development and support	210.00
EF055755	18/11/20	WA Premix	Construction and civil works tools and materials	8,276.40
EF055756	18/11/20	LGRCEU	Staff Deductions	820.00
EF055757	18/11/20	Walcott Industries Pty Ltd	Construction and civil works payments	6,567.00
EF055758	18/11/20	West Coast Turf	Parks & gardens contract payments	5,929.00
EF055759	18/11/20	West-Sure Group Pty - Petty Cash	Petty cash reimbursement	2,518.35
EF055760	18/11/20	Winc Australia Pty Ltd	Minor Equipment Purchase	3,446.91
EF055761	18/11/20	Woolworths Ltd (WA)	Functions and events supplies	136.30
EF055762	18/11/20	Yang Building Consultant	Refund residential verge deposit	1,400.00
EF055763	18/11/20	Zoe Car	Gifts and presentations	50.00
EF055766	25/11/20	A & R Hunt	Artist fee	600.00
EF055767	25/11/20	A.P. Gasiorowski	Artist fee	250.00
EF055768	25/11/20	Aaron J Cuthbert	Artist fee	100.00
EF055769	25/11/20	Acclaimed Catering	Functions and events catering expenses	2,918.85
EF055770	25/11/20	Actionsheds Australia Pty Ltd	Building maintenance and services	7,482.00
EF055771	25/11/20	Adecco Australia Pty Ltd	Labour hire and temporary replacement	2,500.80
EF055772	25/11/20	Advance Vacuumed Gutters	Building maintenance and services	358.40
EF055773	25/11/20	Alinta Gas	Gas usage charges	1,377.85
EF055774	25/11/20	Allison Louise Hewitt	Artist fee	3,000.00
EF055775	25/11/20	Allstamps	Office stationery and consumables	124.90
EF055776	25/11/20	ALS Library Services	Library book stock and materials	73.16
EF055777	25/11/20	Amgrow Australia Pty Ltd	Parks & gardens materials	7,826.98
EF055778	25/11/20	AMS Installation & Maintenance Solutions WA	Building maintenance and services	67,984.63
EF055779	25/11/20	April O'Donoghue	Awards and scholarships	50.00
EF055780	25/11/20	Archive Management (QLD) Pty Ltd	Document management and archiving	196.90
EF055781	25/11/20	Ardello Engineering	Plant and vehicle parts and materials	950.40

<b>Reference</b>	<b>Date</b>	<b>Creditor Name</b>	<b>Invoice details</b>	<b>Amount Paid</b>
<b>Payments</b>				<b>\$</b>
EF055782	25/11/20	Asphalttech Pty Ltd	Construction and civil works payments	11,286.65
EF055783	25/11/20	ATC Work Smart	Trainee	174.33
EF055784	25/11/20	Baileys Fertilisers	Parks & gardens materials	5,617.04
EF055785	25/11/20	Battery King Australia Pty Ltd	Plant and vehicle parts and materials	260.70
EF055786	25/11/20	Baysie Rollers	Donation	300.00
EF055787	25/11/20	Bayswater Bowling & Rec Club	Grants & funding	4,034.76
EF055788	25/11/20	Boya Equipment Pty Ltd	Plant and vehicle parts and materials	609.13
EF055789	25/11/20	Boyan Electrical Services	Parks & gardens contract payments	4,007.30
EF055790	25/11/20	Brian M Mosbergen & Rachel S Aziz	Artist fee	50.00
EF055791	25/11/20	Bridgestone Aust Ltd	Plant and vehicle parts and materials	1,650.53
EF055792	25/11/20	Broadwater Builds	Refund residential verge deposit	1,400.00
EF055793	25/11/20	Bruce L Russell	Youth and seniors community activities	150.00
EF055794	25/11/20	Bucher Municipal Pty Ltd	Plant and vehicle parts and materials	291.29
EF055795	25/11/20	Budi and Alana Hanaf	Artist fee	250.00
EF055796	25/11/20	Bunnings Group Ltd	Environmental services & supplies	7,538.65
EF055797	25/11/20	C.M. Pamham	Artist fee	220.00
EF055798	25/11/20	Cai Fences	Fencing	4,697.00
EF055799	25/11/20	Camboon Primary School	Donation	55.00
EF055800	25/11/20	Carmen Cummings	Refund library charges	11.00
EF055801	25/11/20	Capital Recycling	Tipping Fee	7,344.26
EF055802	25/11/20	Cherry Court Vet Clinic	Animal supplies & services	33.00
EF055803	25/11/20	Church Osborne Pty Ltd	Marketing and promotional material	638.00
EF055804	25/11/20	Claire Cooke	Artist fee	100.00
EF055805	25/11/20	Cleanaway	Waste collection and hygiene services	105.82
EF055806	25/11/20	CNW Pty Ltd	Building supplies and hardware	634.39
EF055807	25/11/20	Coleman Rail Pty Ltd	Refund facility hire bond	550.00
EF055808	25/11/20	Colleaguesnagels Pty Ltd	Office stationery and consumables	750.00
EF055809	25/11/20	Common Ground Trails Pty Ltd	Professional consultancy services	2,750.00
EF055810	25/11/20	Comspark	IT network maintenance	960.28
EF055811	25/11/20	Contraflow Pty Ltd	Traffic management	31,859.28
EF055812	25/11/20	Corsign WA Pty Ltd	Signage and banners	1,447.60
EF055813	25/11/20	Telford Industries	Aquatic chemicals and consumables	840.40
EF055814	25/11/20	Stihl Shop Osborne Park	Staff uniforms and protective equipment	936.00
EF055815	25/11/20	Curost Milk Supply	Kiosk stock	205.50
EF055816	25/11/20	Damien Goerke	Commission	500.00
EF055817	25/11/20	Danish Patisserie	Functions and events catering expenses	117.44
EF055818	25/11/20	Data#3 Licensing Solutions	IT network maintenance	218,591.68
EF055819	25/11/20	Dean's Autoglass	Plant and vehicle repairs	385.00
EF055820	25/11/20	Detail West	Plant and vehicle repairs	120.00
EF055821	25/11/20	Di Candilo Steel City	Plant and vehicle repairs	144.10
EF055822	25/11/20	Diana Kudsee	Youth and seniors community activities	280.00
EF055823	25/11/20	Dowsing Concrete	Construction and civil works technical support	7,776.43
EF055824	25/11/20	Drainflow Services Pty Ltd	Parks & gardens reticulation repairs & upgrades	5,227.20
EF055825	25/11/20	E Fire & Safety	Fire suppression and alarm monitoring	217.25
EF055826	25/11/20	Western Power	Construction and civil works technical support	7,434.00
EF055827	25/11/20	Eran Avigad	Artist fee	250.00
EF055828	25/11/20	Erica Martin	Artist fee	20.00
EF055829	25/11/20	Eve Wolfe	Artist fee	1,200.00
EF055830	25/11/20	Evenflow Irrigation	Equipment hire	704.00
EF055831	25/11/20	Exclaimer Ltd	IT systems licensing fees and support	623.00
EF055832	25/11/20	Expo Signage and Digital Pty Ltd T/A Bokay Signage	Plant and vehicle parts and materials	218.90
EF055833	25/11/20	Exteria	Furniture purchases	1,791.90
EF055834	25/11/20	FE Technologies	IT software/hardware upgrades & replacement	77.91
EF055835	25/11/20	Flexi Staff	Labour hire and temporary replacement	6,318.18
EF055836	25/11/20	Floeur Lucette Alder	Grants & funding	4,539.70
EF055837	25/11/20	Fuel Distributors of WA Pty Ltd	Fuel and oil	17,725.48
EF055838	25/11/20	Galvins Plumbing Supplies	Building supplies and hardware	355.76
EF055839	25/11/20	Garrards Pty Ltd	Parks & gardens materials	5,280.00
EF055840	25/11/20	Gemmill Homes	Refund residential verge deposit	1,400.00
EF055841	25/11/20	Graeme Miles Richards	Printing and graphic design expenses	500.00
EF055842	25/11/20	Hampton Park Primary School	Awards and scholarships	55.00
EF055843	25/11/20	Hays Specialist Recruitment (Aust) Pty Ltd	Labour hire and temporary replacement	8,203.65
EF055844	25/11/20	Dr Heather Coventry	Medical services and materials	3,520.00
EF055845	25/11/20	Highlux Pty Ltd	Construction and civil works payments	15,960.67
EF055846	25/11/20	Hosking Leanne	Medical services and materials	3,080.00
EF055847	25/11/20	Hye Gee Chung	Artist fee	500.00
EF055848	25/11/20	IPWEA-WA Division	Staff training, development and support	4,500.00
EF055849	25/11/20	IRP Pty Ltd	Labour hire and temporary replacement	1,211.76
EF055850	25/11/20	James Building Co Pty Ltd	Refund residential verge deposit	1,400.00
EF055851	25/11/20	Jamie Tan	Commission	800.00
EF055852	25/11/20	Jason and Christina Earley	Refund swimming lessons	13.26

Reference	Date	Creditor Name	Invoice details	Amount Paid
<b>Payments</b>				<b>\$</b>
EF055853	25/11/20	Jason Deans	Artist fee	1,200.00
EF055854	25/11/20	JB Hi-Fi Group Pty Ltd	IT software/hardware upgrades & replacement	19,446.95
EF055855	25/11/20	Jerome Davenport	Civil works design and technical support	550.00
EF055856	25/11/20	Jinhua Lu	Awards and scholarships	50.00
EF055857	25/11/20	Joanne N Cox	Artist fee	369.00
EF055858	25/11/20	The Watershed Water Systems	Parks & gardens reticulation repairs & upgrades	35,796.09
EF055859	25/11/20	Kate N Stevens	Artist fee	130.00
EF055860	25/11/20	Kelly Jane Muller and Bret David Muller	Commission	120.00
EF055861	25/11/20	Ketsumei Pty Ltd	Refund rates overpayment	239.50
EF055862	25/11/20	Klara Butler	Refund bond	350.00
EF055863	25/11/20	Kieron Clausnitzer	Artist fee	50.00
EF055864	25/11/20	Kim Nguyen	Refund residential verge deposit	1,400.00
EF055865	25/11/20	Kimberly Tey	Refund residential verge deposit	1,400.00
EF055866	25/11/20	Kleenit Pty Ltd	Environmental services & supplies	8,453.50
EF055867	25/11/20	KLMedia Pty Ltd T/A All Access Australasia	Library book stock and materials	317.30
EF055868	25/11/20	Kylie Van Der Zee	Marketing and promotional material	1,325.00
EF055869	25/11/20	Lawn Doctor	Parks & gardens materials	4,942.85
EF055870	25/11/20	M Construction (WA) Pty Ltd	Refund residential verge deposit	1,400.00
EF055871	25/11/20	Maia Financial Pty Ltd	Lease and rental payments	17,079.81
EF055872	25/11/20	Mapleton Holdings Pty Ltd	Refund residential verge deposit	1,400.00
EF055873	25/11/20	Marketforce Pty Ltd	Advertising public notices	483.38
EF055874	25/11/20	Martins Trailer Parts	Plant and vehicle parts and materials	1,041.25
EF055875	25/11/20	Maura Tomerini	Refund health centre memberships	45.55
EF055876	25/11/20	McInemey Ford	Plant and vehicle parts and materials	416.02
EF055877	25/11/20	McIntosh Holdings Pty Ltd	Plant and vehicle parts and materials	310.82
EF055878	25/11/20	McLeods	Legal expenses and court costs	12,472.54
EF055879	25/11/20	Meta Maya Group Pty Ltd	Environmental testing and sampling	38.50
EF055880	25/11/20	Metro Motors	Plant and vehicle purchasing	34,542.95
EF055881	25/11/20	Michael Page	Labour hire and temporary replacement	3,117.87
EF055882	25/11/20	Michelle Kar	Artist fee	950.00
EF055883	25/11/20	Millreef Holdings Pty Ltd T/A Classic Hire	Equipment hire	121.00
EF055884	25/11/20	Mim Anne Wells	Commission	1,100.00
EF055885	25/11/20	Mitchell James Rodney	Artist fee	100.00
EF055886	25/11/20	MPK Tree Management Pty Ltd T/A MPK Tree Ser	Parks & gardens tree pruning & assoc. services	11,982.85
EF055887	25/11/20	Natural Area Holdings Pty Ltd	Parks & gardens contract payments	4,710.20
EF055888	25/11/20	Nestle Australia	Staff Amenities	1,180.80
EF055889	25/11/20	New Look Drycleaners & Laundry Service	Cleaning services	177.65
EF055890	25/11/20	Olivia Tartaglia	Artist fee	120.00
EF055891	25/11/20	Optus Stadium VenuesLive/Tours	Functions and events entertainment expenses	7,530.00
EF055892	25/11/20	Orbit Health & Fitness Solutions	Minor Equipment Purchase	7,782.14
EF055893	25/11/20	Pamela Nichols	Artist fee	800.00
EF055894	25/11/20	Park Motor Body Builders (W.A.) Pty Ltd	Plant and vehicle repairs	1,815.00
EF055895	25/11/20	Paul Nguyen	Refund health centre memberships	45.55
EF055896	25/11/20	Perth Recruitment Services	Labour hire and temporary replacement	10,714.96
EF055897	25/11/20	Pindan Homes Pty Ltd	Refund residential verge deposit	780.00
EF055898	25/11/20	Pirtek Malaga	Plant and vehicle parts and materials	496.60
EF055899	25/11/20	Plantrite	Parks & gardens plants and trees	3,811.41
EF055900	25/11/20	PPG Industries Australia Pty Ltd T/A Taubmans Tr	Depot stores and consumables	39.00
EF055901	25/11/20	Prestige Property Maintenance Pty Ltd	Parks & gardens contract payments	352.55
EF055902	25/11/20	Product Recovery Industries Pty Ltd	Tipping Fee	6,292.00
EF055903	25/11/20	Promolab	Staff uniforms and protective equipment	355.85

Reference	Date	Creditor Name	Invoice details	Amount Paid
<b>Payments</b>				<b>\$</b>
EF055904	25/11/20	R Day & J Day	Artist fee	1,050.00
EF055905	25/11/20	R.K. Roach	Construction and civil works technical support	2,788.50
EF055906	25/11/20	Rachael Knight	Refund health centre memberships	236.00
EF055907	25/11/20	Raffaele Dichiera	Refund residential verge deposit	1,400.00
EF055908	25/11/20	Redfish Technologies Pty Ltd	Buildings and events security expenses	585.20
EF055909	25/11/20	Renee Melia	Commission	150.00
EF055910	25/11/20	Rent Choice Pty Ltd	Refund rates overpayment	646.84
EF055911	25/11/20	Repco	Plant and vehicle parts and materials	1,858.97
EF055912	25/11/20	Richard Sgro	Refund residential verge deposit	1,400.00
EF055913	25/11/20	Richgro Garden Products	Parks & gardens materials	2,651.00
EF055914	25/11/20	River Levett Bucknall WA Pty Ltd	Civil works design and technical support	3,300.00
EF055915	25/11/20	RL & PM Aitken	Artist fee	550.00
EF055916	25/11/20	Westbooks	Library book stock and materials	212.77
EF055917	25/11/20	S & N Hathway	Artist fee	800.00
EF055918	25/11/20	Same Day Mowing	Fire suppression and alarm monitoring	4,941.00
EF055919	25/11/20	Sandra Spindler	Artist fee	350.00
EF055920	25/11/20	Savills Project Management Pty Ltd	Professional consultancy services	4,400.00
EF055921	25/11/20	Schindler Lifts Australia Pty Ltd	Building maintenance and services	5,575.10
EF055922	25/11/20	Shane Druyan	Refund health centre memberships	47.42
EF055923	25/11/20	Sharon Holder	Artist fee	450.00
EF055924	25/11/20	Sindhu Bala Sambath Kumar	Commission	50.00
EF055925	25/11/20	Siobhan Wright	Artist fee	450.00
EF055926	25/11/20	Suez Environmental Recycling & Waste Recovery	Environmental services & supplies	89.71
EF055927	25/11/20	Sports Turf Technology Pty Ltd	Parks & gardens contract payments	11,440.00
EF055928	25/11/20	Sprayline Spraying Equipment	Equipment purchases	22,311.64
EF055929	25/11/20	Spyker Business Solutions	Buildings and events security expenses	330.00
EF055930	25/11/20	SSB Pty Ltd	Refund residential verge deposit	1,200.00
EF055931	25/11/20	SSB Pty Ltd	Refund residential verge deposit	1,200.00
EF055932	25/11/20	St Columba's School Bayswater	Refund bond	200.00
EF055933	25/11/20	Start Right Homes Pty Ltd	Refund residential verge deposit	1,400.00
EF055934	25/11/20	Steven Makse	Artist fee	1,700.00
EF055935	25/11/20	Synergy	Sustainable energy purchases	5,475.80
EF055936	25/11/20	Tangent Nominees Pty Ltd T/A Summit Homes	Refund residential verge deposit	1,400.00
EF055937	25/11/20	Technologically Speaking	Youth and seniors community activities	400.00
EF055938	25/11/20	Technology One	IT network maintenance	4,424.65
EF055939	25/11/20	Telstra	Office telephone and communication expenses	23,252.32
EF055940	25/11/20	Testo Pty Ltd	IT software/hardware upgrades & replacement	671.00
EF055941	25/11/20	The Good Guys Malaga	Minor Equipment Purchase	1,529.00
EF055942	25/11/20	The Trustee for McCartney Family Trust T/A Kerb	Construction and civil works technical support	5,426.19
EF055943	25/11/20	The Trustee for the Dzodzos Family Trust	Parks & gardens contract payments	24,546.50
EF055944	25/11/20	The Trustee for The S E Trust	Civil works design and technical support	550.00
EF055945	25/11/20	The Zimbabwe Association of WA Inc	Refund bond	1,000.00
EF055946	25/11/20	Thrifty Car Rentals	Lease and rental payments	2,814.24
EF055947	25/11/20	Tiffany Ha	Refund facility hire bond	250.00
EF055948	25/11/20	Total Packaging (WA) Pty Ltd	Environmental services & supplies	7,550.40
EF055949	25/11/20	TPG Telecom	Office telephone and communication expenses	8,627.30
EF055950	25/11/20	T-Quip	Plant and vehicle repairs	8,682.20
EF055951	25/11/20	Trophy Warehouse	Gifts and presentations	19.00
EF055952	25/11/20	Tyre and Tube Specialists	Plant and vehicle parts and materials	253.00
EF055953	25/11/20	Unisure Assets Pty Ltd T/A Grano Direct	Construction and civil works tools and materials	588.58
EF055954	25/11/20	Urban Resources Pty Ltd	Parks & gardens materials	20,532.60
EF055955	25/11/20	Van Ryt Industries	Parks & gardens contract payments	84,183.88
EF055956	25/11/20	Vinsan Contracting Pty Ltd	Refund residential verge deposit	1,400.00
EF055957	25/11/20	WA Local Government Association	Conference expenses	240.00
EF055958	25/11/20	WA Premix	Construction and civil works tools and materials	770.00
EF055959	25/11/20	WA Pump Control Systems Pty Ltd	Parks & gardens reticulation repairs & upgrades	3,305.73
EF055960	25/11/20	Walcon Marine Australasia Pty Ltd	Parks & gardens contract payments	696.30
EF055961	25/11/20	Wanneroo Agricultural Machinery	Plant and vehicle parts and materials	1,171.90
EF055962	25/11/20	Wattleup Tractors	Plant and vehicle parts and materials	1,372.15
EF055963	25/11/20	Wayman Advisory	Marketing and promotional material	8,800.00
EF055964	25/11/20	Welding Solutions	Plant and vehicle parts and materials	1,688.50
EF055965	25/11/20	Wes Trac Pty Ltd	Plant and vehicle parts and materials	232.28
EF055966	25/11/20	Wesfarmers Kleenheat Gas Pty Ltd	Electricity charges (other than street lighting)	857.61
EF055967	25/11/20	West Australian Ballet	Professional consultancy services	975.00
EF055968	25/11/20	West-Sure Group Pty - Petty Cash	Petty cash reimbursement	951.40
EF055969	25/11/20	Wilma Motteram	Commission	350.00
EF055970	25/11/20	Winc Australia Pty Ltd	Office stationery and consumables	510.99
EF055971	25/11/20	Work Clobber	Staff uniforms and protective equipment	733.23
EF055972	25/11/20	Y Zhang & G Cai	Awards and scholarships	50.00
				<b>5,131,383.89</b>



<i>Reference</i>	<i>Date</i>	<i>Creditor Name</i>	<i>Invoice details</i>	<i>Amount Paid</i>
<i>Payments</i>				\$
<i>Cancelled Payments</i>				
EF055118	06/11/20	Payment - EF055118		-60.00
				<hr/>
				-60.00

**Attachment 3**

**City of Bayswater**

**List of Payment - Aged  
for the period 1 November 2020 to 30 November 2020**

<i>Reference</i>	<i>Date</i>	<i>Creditor Name</i>	<i>Invoice details</i>	<i>Amount Paid</i>
<i>Payments</i>				<b>\$</b>
EF055223	04/11/20	Macri Partners	Professional consultancy services	1,870.00
EF055224	04/11/20	Moore Australia	Professional consultancy services	21,450.00
EF055765	25/11/20	Moore Australia	Professional consultancy services	4,400.00
				<hr/>
				27,720.00
<i>Cancelled Payments</i>				
				0.00
				<hr/>
				0.00

Attachment 4

Statement for  
NAB Visa Purchasing  
NAB Purchasing & Corporate Card Support - GPO Box 9992 Melbourne Victoria 3001  
Phone: 13 10 12 between 7am and 9pm AEST, Monday to Friday,  
8am and 6pm AEST, Saturday and Sunday  
Email: client.services@nab.com.au  
Fax: 1300 656 519  
Lost & Stolen Cards: 1800 033 103 (24 Hrs, 7 Days a Week)

CITY OF BAYSWATER  
ATTN: MANAGER FINANCIAL SERVICE  
61 BROUN AVENUE  
MORLEY WA 6062

Cardholder Name:	MR ANDREW GEORGE BRIEN
Account No:	
Statement Period:	29 October 2020 to 27 November 2020
Cardholder Limit:	\$10,000

Transaction Record For: MR ANDREW GEORGE BRIEN

3320416M14861/S0240141048027	Date	Amount A\$	Details	Explanation	Cost Coding	GST / FBT Paid	Reference
	2 Nov 2020	\$8.10	WILSON PARKING PER031	PERTH			74564450304
	3 Nov 2020	\$163.90	CREATESEND/COM	SYDNEY			02135284395
	12 Nov 2020	\$18.00	BP EXPRESS 6201	MORLEY			03193567147
	13 Nov 2020	\$8.08	CPP STATE LIBRARY	NORTHBRIDGE			74940520317
	13 Nov 2020	\$1,045.93	FACEBK 24HU3Y2AM2	fb.me/ads			74987500317
	16 Nov 2020	\$16.45	Audible Australia	MELBOURNE			74773880319
	16 Nov 2020	\$99.90	APPLE ONLINE AU	SYDNEY			74564450321
	16 Nov 2020	\$79.00	APPLE ONLINE AU	SYDNEY			74564450321
	16 Nov 2020	\$79.00	APPLE ONLINE AU	SYDNEY			74564450321
	25 Nov 2020	\$34.95	Audible Australia	MELBOURNE			74773880329

National Australia Bank Limited ABN 12 004 044 937

Statement for  
NAB Visa Purchasing  
NAB Purchasing & Corporate Card Support - GPO Box 9992 Melbourne Victoria 3001  
Phone: 13 10 12 between 7am and 9pm AEST, Monday to Friday,  
8am and 6pm AEST, Saturday and Sunday  
Email: client.services@nab.com.au  
Fax: 1300 656 519  
Lost & Stolen Cards: 1800 033 103 (24 Hrs, 7 Days a Week)

Transaction Record For: MR ANDREW GEORGE BRIEN

Date	Amount A\$	Details	Explanation	Cost Coding	GST / FBT Paid	Reference
26 Nov 2020	\$18.17	CPP CONVENTION CENTRE	PERTH			74940520330
Total for this Period:	\$1,571.48					

3320416M14861/S0240141048028



**Statement for  
NAB Visa Purchasing**

NAB Purchasing & Corporate Card Support - GPO Box 9992 Melbourne Victoria 3001  
Phone: 13 10 12 between 7am and 9pm AEST, Monday to Friday,  
8am and 6pm AEST, Saturday and Sunday  
Email: client.services@nab.com.au  
Fax: 1300 656 519  
Lost & Stolen Cards: 1800 033 103 (24 Hrs, 7 Days a Week)

CITY OF BAYSWATER  
ATTN: MANAGER FINANCIAL SERVICE  
61 BROUN AVENUE  
MORLEY WA 6062

Cardholder Name: DESMOND K ABEL  
Account No:  
Statement Period: 29 October 2020 to 27 November 2020  
Cardholder Limit: \$10,000

**Transaction Record For: DESMOND K ABEL**

Date	Amount A\$	Details	Explanation	Cost Coding	GST / FBT Paid	Reference
30 Oct 2020	\$361.87	CHARGE.PREZI.COM 4154948313 CA				24492150303
		FRGN AMT: 250.80 US dollar				
2 Nov 2020	\$62.95	BUNNINGS GROUP LTD HAWTHORN EAST				74940520305
3 Nov 2020	\$27.45	FORMSTACK, LLC 800-8456697 IN				24497780307
		FRGN AMT: 19.00 US dollar				
4 Nov 2020	\$158.15	Amazon web services aws.amazon.coWA				24692160308
		FRGN AMT: 110.00 US dollar				
4 Nov 2020	\$129.32	SendGrid 1-877-969-8647 877-9698647 CO				24906410308
		FRGN AMT: 89.95 US dollar				
5 Nov 2020	\$654.19	ZOOM.US 8887999666 CA				24493980310
		FRGN AMT: 456.49 US dollar				

National Australia Bank Limited ABN 12 091 094 937

**Statement for  
NAB Visa Purchasing**

NAB Purchasing & Corporate Card Support - GPO Box 9992 Melbourne Victoria 3001  
Phone: 13 10 12 between 7am and 9pm AEST, Monday to Friday,  
8am and 6pm AEST, Saturday and Sunday  
Email: client.services@nab.com.au  
Fax: 1300 656 519  
Lost & Stolen Cards: 1800 033 103 (24 Hrs, 7 Days a Week)

**Transaction Record For: DESMOND K ABEL**

Date	Amount A\$	Details	Explanation	Cost Coding	GST / FBT Paid	Reference
10 Nov 2020	\$2.00	PPSR AFSA BARTON				74940520314
10 Nov 2020	\$2.00	PPSR AFSA BARTON				74940520314
10 Nov 2020	\$2.00	PPSR AFSA BARTON				74940520314
10 Nov 2020	\$2.00	PPSR AFSA BARTON				74940520314
16 Nov 2020	\$32.01	AMAZON MKTPLC AU SYDNEY SOUTH				74617630320
20 Nov 2020	\$17.00	ASIC SYDNEY				74564450324
23 Nov 2020	\$39.95	Veda SwiftCheck NORTH SYDNEY				74564720325
23 Nov 2020	\$81.41	OFWKS ONLINE BENTLEIGH 03				74363960328
26 Nov 2020	\$18.17	CPP CONVENTION CENTRE PERTH				74940520330
<b>Total for this Period:</b>		<b>\$1,590.47</b>				

THE NATIONAL FOREIGN CURRENCY PROCESSING FEE IS THE SUM OF A  
VISA FEE OF 0.85% (CHARGED TO THE NATIONAL AND ON-CHARGED TO YOU)  
AND THE NATIONAL FOREIGN CURRENCY TRANSACTION FEE OF 1.50%

Statement for  
NAB Visa Purchasing  
NAB Purchasing & Corporate Card Support - GPO Box 9992 Melbourne Victoria 3001  
Phone: 13 10 12 between 7am and 6pm AEST, Monday to Friday,  
8am and 6pm AEST, Saturday and Sunday  
Email: client.services@nab.com.au  
Fax: 1300 656 519  
Lost & Stolen Cards: 1800 033 103 (24 Hrs, 7 Days a Week)

CITY OF BAYSWATER  
ATTN MANAGER FINANCIAL SERVICE  
61 BROUN AVENUE  
MORLEY WA 6062

Cardholder Name:	DOUGLAS H PEARSON
Account No:	
Statement Period:	29 October 2020 to 27 November 2020
Cardholder Limit:	\$10,000

Transaction Record For: DOUGLAS H PEARSON

Date	Amount A\$	Details	Explanation	Cost Coding	GST / FBT Paid	Reference
9 Nov 2020	\$495.00	DROPBOX*24DVS9VDP1YB	D02FD79			74657360312
13 Nov 2020	\$45.30	Cafe 224	Cloverdale			74249230318
19 Nov 2020	\$497.92	WESTERN POWER	PERTH			74940520323
20 Nov 2020	\$497.92	WESTERN POWER	PERTH			74940520324
Total for this Period:	\$1,536.14					

3320416M14861/50240131048025

**City of Bayswater**  
**Corporate Credit Cards Transactions**  
**for the period 29 October 2020 to 27 November 2020**

Date	Description	Amount
		\$
<b>Chief Executive Officer</b>		
02/11/2020	Wilson - Parking	8.10
03/11/2020	Createsend - Subscription	163.90
12/11/2020	BP Express - Cleaning services	18.00
13/11/2020	CPP State Library - Parking	8.08
13/11/2020	Facebook - Advertising	1,045.93
16/11/2020	Audible Australia - Subscription	16.45
16/11/2020	Apple Online - Minor equipment purchase	99.90
16/11/2020	Apple Online - Minor equipment purchase	79.00
16/11/2020	Apple Online - Minor equipment purchase	79.00
25/11/2020	Audible Australia - Subscription	34.95
26/11/2020	CPP Convention Centre - Parking	18.17
		<u>1,571.48</u>
<b>Director Community and Development</b>		
30/10/20	Charge.Prezi - Website maintenance	361.87
02/11/20	Bunnings - Minor equipment purchase	62.95
03/11/20	Formstack - IT hosting charges	27.45
04/11/20	Amazon - Online forum	158.15
04/11/20	Sendgrid - IT software	129.32
05/11/20	Zoom - Video conference for on demand meetings	654.19
10/11/20	Australian Financial Security Authority - Vehicle search	2.00
10/11/20	Australian Financial Security Authority - Vehicle search	2.00
10/11/20	Australian Financial Security Authority - Vehicle search	2.00
10/11/20	Australian Financial Security Authority - Vehicle search	2.00
16/11/20	Amazon - Minor equipment purchase	32.01
20/11/20	ASIC - Company and director credit report	17.00
23/11/20	Veda Swiftcheck - Company and director credit report	39.95
23/11/20	OFWKS Online Bentleigh - Minor equipment purchase	81.41
26/11/20	CPP Convention - Parking	18.17
		<u>1,590.47</u>
<b>Director Major Projects</b>		
09/11/20	Dropbox - Subscription	495.00
13/11/20	Café 224 - Catering	45.30
19/11/20	Western Power - Application fees	497.92
20/11/20	Western Power - Application fees	497.92
		<u>1,536.14</u>
<b>Total amount debited from Municipal account</b>		<u><u>4,698.09</u></u>

**Attachment 5**

**City of Bayswater  
Electronic Fund Transfers  
for the period 1 November 2020 to 30 November 2020**

Date	Description	Amount
		\$
<b>Municipal Account</b>		
04/11/20	NAB transaction fees	467.60
04/11/20	Wages	826,961.11
05/11/20	NAB Bpay batch fee	3.57
13/11/20	NAB Bpay batch fee	1.26
17/11/20	New investments	1,904,016.14
18/11/20	Wages	822,070.23
20/11/20	Wages	1,084.65
23/11/20	NAB account fees	152.03
24/11/20	NAB Bpay batch fee	0.21
30/11/20	NAB Bpay fee	978.45
		<u>3,555,735.25</u>
<b>Aged Persons Account</b>		
09/11/20	Aged care subsidies to Juniper	673,205.12
23/11/20	NAB account fees	0.80
25/11/20	New investments	2,239,108.59
		<u>2,912,314.51</u>
<b>Total</b>		<u><u>6,468,049.76</u></u>

#### 10.2.4 Donations Granted Under Delegated Authority for the Month of November 2020

<b>Responsible Branch:</b>	Financial Services	
<b>Responsible Directorate:</b>	Corporate and Strategy	
<b>Authority/Discretion:</b>	<input type="checkbox"/> Advocacy <input type="checkbox"/> Executive/Strategic <input type="checkbox"/> Legislative	<input type="checkbox"/> Review <input type="checkbox"/> Quasi-Judicial <input checked="" type="checkbox"/> Information Purposes
<b>Voting Requirement:</b>	Simple Majority Required	
<b>Attachments:</b>	1. List of donations granted under delegated authority during November 2020.	

#### SUMMARY

This report presents the list of donations made under delegated authority for the month of November 2020.

#### OFFICER'S RECOMMENDATION

**That Council receives this status report on the donations granted under delegated authority for the month of November 2020 as contained in Attachment 1 to this report.**

#### BACKGROUND

At its meeting of 22 May 2018, Council resolved:

*"That Council:*

*.....*

3. *Notes that Directors and Managers may make community funding contribution decisions under existing delegations, capped at \$5,000 in line with the new Community Grants Policy.*
4. *Notes that a monthly information report on community funding will be provided to Council for noting.*

*....."*

#### EXTERNAL CONSULTATION

Not applicable.

#### OFFICER'S COMMENTS

A list of donations granted under delegated authority for the month of November 2020 is attached for Councillors' information (**Attachment 1**).

#### LEGISLATIVE COMPLIANCE

Community Grants Policy applies.

#### OPTIONS

In accordance with the City's Risk Management Framework, the following option has been assessed against the City's adopted risk tolerance. Comments are provided against each of the risk categories.



<b>Option 1</b>	That Council receives this status report on the donations granted under delegated authority for the month of November 2020 as contained in <u>Attachment 1</u> to this report.	
<b>Risk Category</b>	<b>Adopted Risk Appetite</b>	<b>Risk Assessment Outcome</b>
Strategic Direction	Moderate	Low
Reputation	Low	Low
Governance	Low	Low
Community and Stakeholder	Moderate	Low
Financial Management	Low	Low
Environmental Responsibility	Low	Low
Service Delivery	Low	Low
Organisational Health and Safety	Low	Low
<b>Conclusion</b>	This option relates to receiving the report on donations that were granted in accordance with Council's Community Grants Policy.	

## FINANCIAL IMPLICATIONS

The Donations allocation in the 2020/21 Budget is \$30,000.00. To date, \$6,504.00 has been expended during the 2020/21 financial year.

## STRATEGIC IMPLICATIONS

In accordance with the City of Bayswater Strategic Community Plan 2017-2027 (as amended), the following applies:

Theme: Leadership and Governance.  
Aspiration: Open, accountable and responsive service.  
Outcome L1: Accountable and good governance.

This report will assist Council in meeting its responsibilities in relation to governance of the City of Bayswater's finances.

## CONCLUSION

That Council receives this status report on the donations granted under delegated authority for the month of November 2020, as contained in Attachment 1.

## **Attachment 1**

### **REQUESTS FOR DONATIONS GRANTED UNDER DELEGATED AUTHORITY**

#### **INDIVIDUALS**

*The following eligibility criteria have been met for each application:*

- *Support documentation provided*
- *All are residents of the City of Bayswater*
- *All applications were received at least 2 weeks prior to event*

Name and Address	Age	Event	Cost to Applicant	Previous financial assistance granted (date and amount)	Amount of Donation
Jasmine Cookson Head Senior Girls Coach (on behalf of) 18 members of Year 11/12 AFLW Team Noranda Football Club	U18	Annual pre-season training camp (2 nights) at Ern Halliday Recreation Camp 9-11 January 2021.	\$2,000	Nil.	\$450.00
					<b>\$450.00</b>

#### **ORGANISATIONS**

Name and Address	Purpose of Organisation	Reason for Request	Previous financial assistance granted (date and amount)	Amount of Donation
Morley Senior High School P&C	School	50 Year Anniversary Community Fair	No donations granted in recent years other than brook prizes, etc.	\$1,500.00
Morley Windmills Sports Club Inc.	Sports Club	Refreshments for AGM - open to members and general public.	\$300 - Morley Windmills Soccer Club Open Day March 2019	\$200.00
Berringa Park Friends Group	Friends Group	Provision of refreshments for volunteers during and after busy bees.	\$500 - 1 August 2019	\$200.00
Maylands Yacht Club	Yacht Club	Annual City of Bayswater Sailing Regatta 13 December 2020	\$300 - 2019 \$400 - 2017 and 2018 \$200 - 2015 \$400 - 2007, 2008, 2009 and 2012	\$300.00
				<b>\$2,200.00</b>

**Total for November 2020 \$2,650.00**

  
\_\_\_\_\_  
**Des Abel**  
**Acting Director Corporate and Strategy**