



# Play Equipment on Verge Permit Application

The City has developed guidelines to assist residents in placing play equipment on verges and attaching swings to street trees. These guidelines have been created in relation to *Activities in Thoroughfares and Public Places and Trading Local Law 2020*.

## Play equipment permitted:

- Play equipment intended for children
- Play equipment that is easily removable
- Small swings and rope ladders that do not damage a street tree
- Small slides and other equipment that is safe to use in that environment

## Do I need a permit?

If a resident of the City of Bayswater complies with the conditions of the Play Equipment on Verge Guidelines, then they do not need to apply for a permit. If a resident of the City would like to place play equipment on the verge that does not comply with the guideline, then a permit will be required.

## Applicant details:

Name: \_\_\_\_\_

Address: \_\_\_\_\_

\_\_\_\_\_

Company Address (if applicable): \_\_\_\_\_

\_\_\_\_\_

Contact phone number: \_\_\_\_\_ Email: \_\_\_\_\_

Preferred contact method: Phone:  Email:

**Location to which the permit applies** (Please enter the specific location/address details if different to above) :

\_\_\_\_\_

\_\_\_\_\_

**Please describe the play equipment you wish to place on the verge** (including dimensions) :

\_\_\_\_\_

\_\_\_\_\_

\_\_\_\_\_

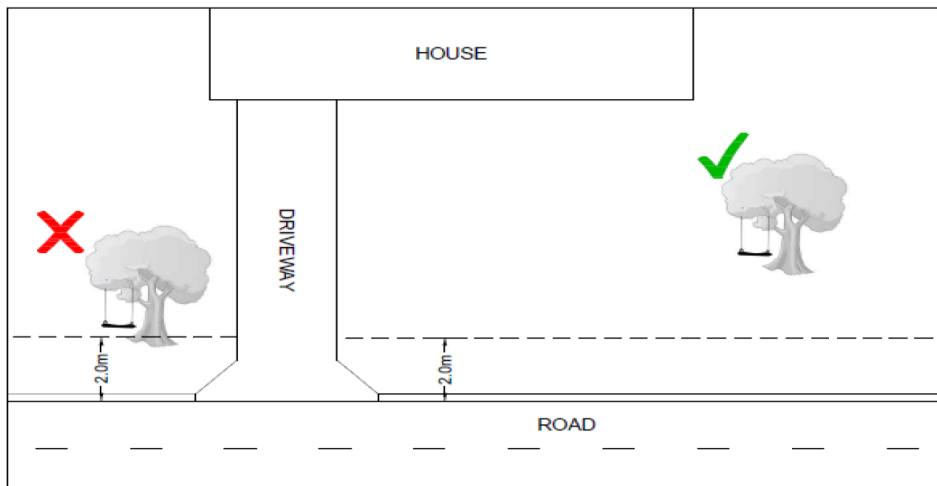
\_\_\_\_\_



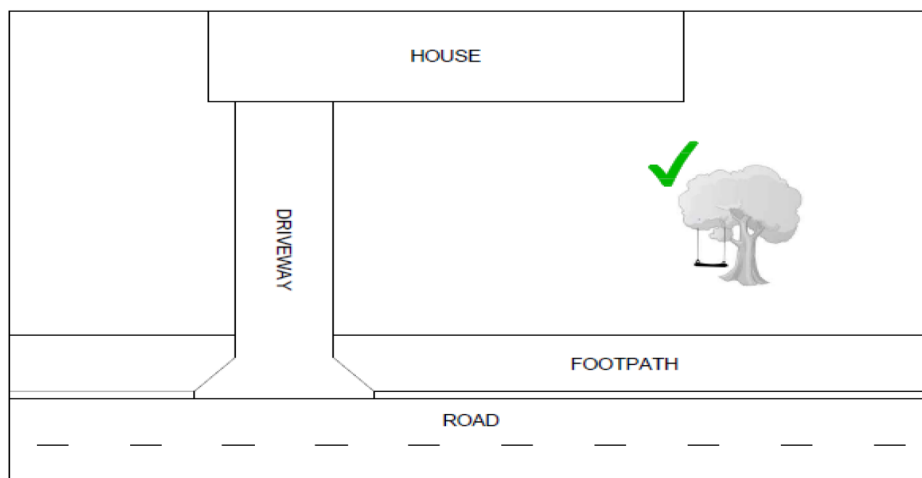
## General Conditions of a Permit

Refer to City of Bayswater *Activities on Thoroughfares and Trading in Thoroughfares and Public Places Local Laws 2020* and *Play Equipment on Verges Guideline*.

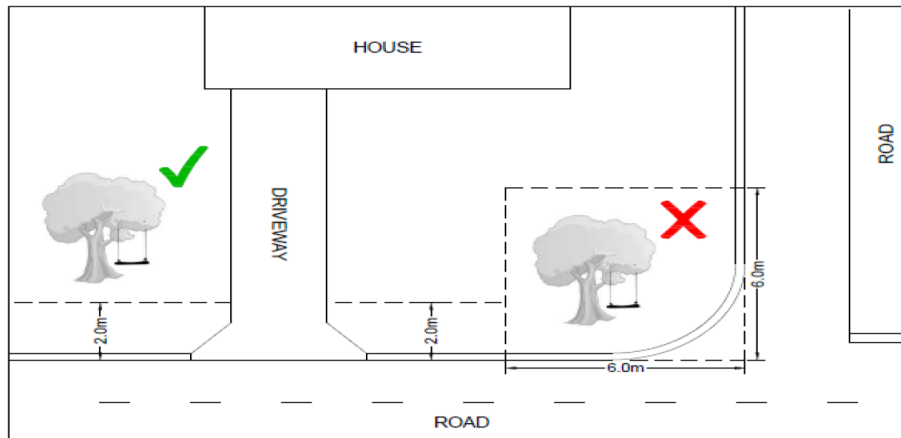
- a. Residents of the City of Bayswater are only permitted to place play equipment on the verge immediately adjacent to their property.
- b. Play equipment cannot be placed on the verge adjacent to a neighbour without their permission, or on the verge adjacent to other land such as vacant land.
- c. Play equipment can not be placed on the verge in a way that causes a nuisance to others of the verge.
- d. If your verge does not have a footpath, play equipment cannot be placed within two (2) metres of the road, to allow for the safety of pedestrians.



- e. Play equipment cannot be placed on any part of the footpath or within two (2) metres of a footpath, or obstruct any part of the footpath.



- f. Play equipment cannot be placed within six (6) metres of an intersection



- g. Play equipment should not be placed in a way that it obscures drivers vision of:
- Pedestrians and vehicles exiting driveways
  - Signage
  - Intersections and pedestrians crossings
- h. Play equipment not permitted on a verge:
- Tree houses
  - Cubby houses
  - Any equipment that requires nails, bolts or any other fixings to be attached to the street tree
  - Trampolines and other equipment that may pose a danger to children playing close to the road
- i. Property owners have a responsibility to ensure:
- That children are supervised at all times by a responsible adult while playing or walking on the verge
  - The owner of the play equipment should be ready to remove the equipment at any time at the request of the City of Bayswater for maintenance works or any other reason
  - Any play equipment is set up and installed in line with the manufacturers specifications and is maintained
  - If a City of Bayswater staff member determines that the play equipment does not comply with the guideline then the equipment must be removed immediately.

### 11.5 Cancellation of Permit

This Permit may be cancelled at any time by an Authorised Officer of the City of Bayswater by notice to the Permit Holder or any of his/her agents. Refer to section 11.5 of the *Activities in Thoroughfares and Public Places and Trading Local Law 2020*.